



# North Los Angeles County Regional Center

Main 818-778-1900 • Fax 818-756-6140 | 9200 Oakdale Avenue #100, Chatsworth, CA 91311 | [www.nlacrc.org](http://www.nlacrc.org)

## MEMORANDUM

Date: February 14, 2025

To: **Consumer Services Committee**  
Nicholas Abrahms, Cathy Blin, Anna Hurst, Jennifer Koster, Laura Monge, Sharon Weinberg

From: Sandra Rizo  
Executive Administrative Assistant

Re: Information and materials for Consumer Services Committee meeting on **Wednesday, February 19, 2025, at 6:00 p.m. (via Zoom)**

---

Enclosed is the packet for the next Consumer Services Committee meeting. Please review this information in preparation for the meeting.

**Date/Time: Wednesday, February 19, 2025, at 6:00 p.m.**

Please **click the link** below to join the Zoom meeting automatically.

### **Join Zoom Meeting**

<https://us06web.zoom.us/j/83052858093?pwd=CMxW8JIRuMUAIQhrfAnFpEWJur2Khe.1>

The information below is only needed if you are joining the meeting by phone or if you are using phone audio.

**Meeting ID: 830 5285 8093**

**Passcode: 804526**

### **Dial by your location**

- 408 638 0968 US
- 669 444 9171 US

If you have any questions, please email [boardsupport@nlacrc.org](mailto:boardsupport@nlacrc.org)

Thank you!

Enclosures

c: Angela Pao-Johnson, Evelyn McOmie, Vini Montague, Betsy Monahan, Donna Rentsch, Silvia Renteria-Haro, Dana Lawrence, Dr. Carlo DeAntonio – Staff



# North Los Angeles County Regional Center

Main 818-778-1900 • Fax 818-756-6140 | 9200 Oakdale Avenue #100, Chatsworth, CA 91311 | www.nlacrc.org

## North Los Angeles County Regional Center CONSUMER SERVICES COMMITTEE – *Via Zoom*

Wednesday, February 19, 2025

6:00 p.m.

~ AGENDA ~

- I. **Call to Order** (1 min.)
- II. **Committee Member Attendance/Quorum** (1 min)
- III. **Agenda** (1 min)
  - A. Approval of Agenda – (page 2)
- IV. **Public Input - Agenda Items:** (3 minutes per person, limit 3 comments)
- V. **Consent Items** (1 min.)
  - A. Approval of Minutes from the November 20, 2024, Meeting – (page 4)
- VI. **Committee Business**
  - A. Volunteer to serve as committee chair (3 min.)
  - B. Board Audit Question: (1 min.)
    - Has the Board properly referred Service Standards issues to this committee?
- VII. **Action Items**
  - A. Update re: meeting with Lori Walker and Angela Pao-Johnson to review SDP Policy vs. Operational Issues – (Angela)
  - B. Update on having FMS pay parents directly for pending social recreational/non-medical therapy reimbursements – (Angela)
  - C. Review suggested topics and determine feasibility for next meeting agenda – (Angela)
  - D. Updated flyer with extended deadlines for employment video casting call – (Evelyn) – (page 8)
- VIII. **Report Outs –**
  - A. Semi-annual Purchase of Service (POS) Expenditure Data Reports – (Angela) (2 min.) – (page 10)
  - B. Self-Determination Program Report – (Silvia) (2 min.) – (page 30)
  - C. SDLVAC Board Liaison Report – (Silvia) (2 min.) – (page 36)
  - D. Semi-annual Consumer Competitive Employment Report – (Vini) (2 min.) –
  - E. Semi-annual Consumer Diagnostic Report – (Evelyn) (2 min.) – (page 38)
  - F. Semi-annual NOAs by Ethnicity/Location/Services & Age Range Report – (July-December 2024) – (Angela) (2 min.) –
  - G. Semi-annual NOAs by Ethnicity/Location/Services & Age Range Report (January-June 2024) – (Angela) (2 min.) –
  - H. Semi-annual 4731 Report – (Dana) (2 min.) – (page 41)
  - I. Social Recreation, Camp & Non-Medical Therapies Services Report – (Evelyn) (2 min.) – (page 58)
  - J. 2<sup>nd</sup> Quarter Intake Data by Location Report (October-December) – (Angela) (2 min.) – (page 67)
  - K. 2<sup>nd</sup> Quarter Disparity Committee Report (October-December) – (Evelyn) (2 min.) – (page 68)
  - L. 2<sup>nd</sup> Quarter NOAs/Appeals Report (October-December) – (Angela) (2 min.) –

- M. 4<sup>th</sup> Quarter NOAs/Appeals Report (*April-June*) – (*Angela*) (2 min.) –
- N. 1<sup>st</sup> Quarter NOAs/Appeals Report (*July-September*) – (*Angela*) (2 min.) –

**IX. Board Meeting Agenda Items (1 min.)**

- A. Committee Summary Report

**X. Announcements / Public Input (3 minutes per person) / Information Items**

- A. Next Meeting: April 16, 2025, at 6:00 p.m.
- B. Committee Attendance (1 min.) – (*page 70*)

**XI. Review of Committee Action Log Items (3 min.)**

- A. Consumer Services Committee Action Log 2024-25 – (*page 71*)

**XII. Adjournment**

North Los Angeles County Regional Center  
**Consumer Services Committee Meeting Minutes**

November 20, 2024

**Present:** Nicholas Abrahms, George Alvarado, Cathy Blin, James Henry, Anna Hurst, Jennifer Koster, Laura Monge, Alma Rodriguez, Rocio Sigala, Sharon Weinberg– **Committee Members**

Angela Pao-Johnson, Vini Montague, Silvia Renteria-Haro, Venus Rodriguez-Khorasani, Kimberly Visokey, – **Staff Members**

Mark Wolfe – DDS Tech Advisor, Tresa Oliveri – DDS Tech Advisor, Marianita Mendez – DDS, Ana Quiles, Nicholas Mendoza, Lori Walker, Hortencia Garcia, Victoria Berry Reyna Rodriguez - **Guests**

**Absent:** Vivien Seda

---

**I. Call to Order & Introductions**

Rocio Sigala called the meeting to order at 6:05 pm.

**II. Public Input**

Lori Walker spoke regarding the self-determination program, with Lori expressing excitement about its inclusion in the committee's priorities but also highlighting ongoing barriers to its implementation.

**III. Consent Items**

- A. Approval of Agenda
- B. Approval of Minutes from the September 18, 2024, Meeting

**M/S/C** (George Alvarado / Laura Monge) To approve the Consent Items as presented.

**IV. Committee Business - Evelyn McOmie**

**A. Board Audit Question – Rocio Sigala**

- Ensure the Service Standards are consistent with the center's mission, vision, and values statement.

Rocio Sigala noted that La Regional Center's service standards are aligned with the Center's mission vision and values. Additionally, the service standards are reviewed and Updated in accordance with the legislative changes and DDS guidance. Rocio also noted that there have been some recent revisions to the service standards, and those included Early Start IDA, part C. And additional revisions that were made for the Social Rec. And Non-Medical therapies as well.

- Review the center's mission, vision, and values statement to determine if the center is providing adequate guidance in establishing consumer services policy.

**B. Review of the Board Audit Questions – Rocio Sigala**

The committee discussed the Board of Trustees audit questions. The committee



reviewed the service standards and their alignment with the Center's mission, vision, and values. There was a discussion about the frequency of reviewing the audit questions, with suggestions ranging from annually to on a yearly basis. The committee also discussed the need for more knowledge on certain areas, with suggestions for revising the audit questions and incorporating more information into their share folder. The committee agreed to send the revised audit questions to their legal team and then to DDS for review as part of their special contract language. The conversation ended with a discussion on how to onboard new board members effectively.

## V. Committee Action Items

- A. Review revised copy of Committee Critical Calendar for FY 2024-25- Angela Pao-Johnson  
The committee discussed the revised copy of the Committee's Critical Calendar for fiscal years 2024 and 2025, with Angela Pao-Johnson providing an overview of the revisions.
- B. SDLAC Role within Committee Discussion– Rocio Sigala  
Rocio Sigala led a discussion on the role of the SDP within the committee, with Rosie suggesting an invitation to the SDP chairs to discuss their concerns during the SDP Board liaison report. The committee agreed to ask Lori, the SDP committee chair, about what information she would like to share with the committee. Lori expressed her desire for the committee to help improve the self-determination program, particularly in addressing systemic issues and improving the financial management system. The committee agreed to consider Lori's concerns and possibly address them directly in future meetings.
- C. Employment Initiatives & Programs Update – Venus Rodriguez-Khorasani  
Venus Rodriguez-Khorasani, the community services manager, shared updates on the employment initiatives, including the hiring of employment specialists, the extension of a grant, and a video project to promote employment opportunities. The team also discussed the need for better communication and sharing of stories related to employment.

In the meeting, Sharon expressed her agency's participation in the casting call and its potential benefits for the community. George and Nicholas Mendoza also shared their experiences and plans, including George's participation in softball and basketball. Venus highlighted the recent employment specialist's ACRE certification, which is a requirement for their community to be vendorized for the Coordinated Career Pathways program. Sharon raised concerns about vendors struggling with being the employee of record due to workman's compensation expenses and sick time, which Venus acknowledged and assured that they meet with vendors quarterly to address such issues.

## VI. Board Meeting Agenda Items

- A. Committee Summary Report – (*Rocio Sigala*)
- B. Revised copy of Consumer Services Committee Critical Calendar FY 2024-25
- C. Service Standards Revisions – E.S. Eligibility IDEA Part C – Case Finding & Public Info Section

## VII. Committee Report Updates

### A. Self-Determination Program Report and

### B. SDLVAC Board Liaison Report – Silvia Renteria-Haro

Sylvia Renteria-Haro provided updates on the Self-Determination Program (SDP) and the SDP Local Advisory Committee Liaison Report. She reported that there were 455 consumers in the program and 30 transitions in November. She also mentioned that they are revamping their video for the orientation process. Ana raised a concern about parents being hesitant to join the program due to budget concerns, but Sylvia clarified that the program assesses individual needs and budgets annually. The meeting also discussed the California Master Plan for Developmental Services, which aims to gather information from SDP families to improve the program. The idea of a parent ambassador program was suggested by Anna, which Sylvia found interesting. Lastly, Sylvia mentioned the SDP support group held on the first Wednesday of each month.

### C. Social Recreation, Camp & Non-Medical Therapies Services Report (July-September) – Angela Pao-Johnson

Angela Pao-Johnson presented the social recreation services report, which was initially intended for the first quarter of the fiscal year but was expanded to a three-year outlook due to vendors' ability to bill within that period. The report showed a decrease in payments to parents, which Angela attributed to the implementation of a new system, FMS, that pays vendors directly. The committee discussed the usefulness of the report, with some members suggesting that it should focus on the number of authorizations and services provided rather than the dollar amount. The committee also discussed the issue of delayed payments to parents and the need for a more streamlined process. Vini explained the payment process, highlighting that delays often occur due to communication issues between case management and parents. The committee agreed on the need for a more detailed narrative overview of the report to help board members understand the data. Lastly, the committee discussed the need for a mechanism for families to address concerns about outstanding payments.

### D. 1st Quarter Intake Data by Location Report (July-September) – Angela Pao-Johnson

Angela Pao-Johnson presented the intake data, highlighting the steady increase in Lanterman intakes since April and the need for more psychological evaluations.

### E. 4th Quarter NOAs/Appeals Report – **Deferred**

### F. 1st Quarter NOAs/Appeals Report (July-September) – **Deferred**

### G. Semi-Annual NOAs by Ethnicity/Location/Services & Age Range Report – **Deferred**

### H. 1st Quarter Disparity Committee Report – (July-September) – Angela Pao-Johnson

Angela Pao-Johnson led the committee's discussion on the Disparity Committee's focus areas, including legislative members, emergency preparedness, competitive employment opportunities, and healthcare access. The committee members were tasked to sign up for subcommittees to address these areas. The conversation ended with a call for future topic suggestions for the next consumer Services committee meeting, with a deadline set for

January 7th.

I. Semi-Annual Consumer Diagnostic Report – **Deferred**

**VIII. Meeting Action Item Review**

- Board Support to add Venus Rodriguez-Khorasani to VAC meeting invite
- Board Support to send Jennifer links for Admin Affairs and Executive Committee meetings
- Angela Pao-Johnson and Lori Walker to connect about reviewing SDP policy versus operational issues
- Angela Pao-Johnson to look into having FMS pay parents directly for pending social rec/non-medical therapy reimbursements
- Venus Rodriguez-Khorasani to provide updated flyer with extended deadline for employment video casting call
- Committee members to submit suggestions for future meeting topics to board support by January 7th
- Board support to compile and send topic suggestions to Rosie
- Board support to send email requesting volunteers to work on audit questions
- Board support to send updated audit questions to legal for review after work group completes revisions
- Rosie Sigala and Angela Pao-Johnson to review suggested topics and determine feasibility for next meeting agenda
- Venus Rodriguez-Khorasani to have Kai Brennan contact George Alvarado about participating in employment video

**IX. Future topic suggestions for CSC meetings:**

**X. Announcements / Information Items / Public Input**

- A. Committee Attendance
- B. Next Meeting: February 19, 2025, at 6:00 p.m.

**XI. Adjournment**

The meeting was adjourned the meeting at 8:00 p.m.

Submitted by:

*Kimberly Visokey*

Executive Administrative Assistant

*(\* The majority of these minutes are taken from the Minutes Service submission and reviewed/edited as presented herein by NLACRC staff.*



# Casting Call

Are you passionate about your current job?  
Internship? Business? We want to hear from  
**YOU!**

We invite you to share your story on camera  
to help guide others in exploring employment  
opportunities and discovering the support  
services offered by NLACRC

[CLICK TO APPLY NOW!](#)



Deadline to apply: April 1st, 2025  
Questions? Please contact [KBrennan@nlacrc.org](mailto:KBrennan@nlacrc.org)  
For those receiving services from NLACRC

# Casting Call

Have you used the NLACRC's Residential Services? We want to hear from **YOU!**

**SHARE YOUR STORY** on camera to help others understand the variety of services NLACRC offers and the freedom to choose the best living situation for each individual's needs.

**[CLICK TO APPLY NOW!](#)**



Deadline to apply: April 1st, 2025  
Questions? Please contact [Dramos@nlacrc.org](mailto:Dramos@nlacrc.org)  
For those receiving services from NLACRC

**NLACRC Mid-Year Top 5 Greatest Expenditures By Service Code FY 2025-Living at Home**

Service Code	Paid in FY25	# of consumers	Per Capita	Total Budget %
62- Personal Assistant	\$ 59,419,629	4,328	\$ 13,729	14%
862- In Home Respite	\$ 50,584,545	12,750	\$ 3,967	12%
805-Infant Development Prog	\$ 30,351,536	8,464	\$ 3,586	7%
55-Community Integration	\$ 26,339,437	2,153	\$ 12,234	6%
605-Adaptive Skills Training	\$ 16,512,935	2,067	\$ 7,989	4%
<b>Total</b>	<b>\$ 183,208,082</b>	<b>29,762</b>	<b>\$ 6,156</b>	<b>45%</b>

Sorted by Paid Amount. Highest to lowest.

	Paid in FY25	# of consumers
<b>Total FY 2025 Expenditures</b>	<b>\$ 410,116,592</b>	<b>31,975</b>

Service Code	Paid in FY25	# of consumers	Per Capita	Total Budget %
62- Personal Assistant	\$ 59,419,629	4,328	\$ 13,729	14%
55-Community Integration	\$ 26,339,437	2,153	\$ 12,234	6%
605-Adaptive Skills Training	\$ 16,512,935	2,067	\$ 7,989	4%
862- In Home Respite	\$ 50,584,545	12,750	\$ 3,967	12%
805-Infant Development Prog	\$ 30,351,536	8,464	\$ 3,586	7%
<b>Total</b>	<b>\$ 183,208,082</b>	<b>29,762</b>	<b>\$ 6,156</b>	<b>45%</b>

Sorted by Per Capita amount. Highest to lowest

	Paid in FY25	# of consumers	Per Capita	Total Budget %
<b>Total FY2025 at Home Expenditures</b>	<b>\$ 252,133,178</b>	<b>28,720</b>	<b>\$ 8,779</b>	<b>61%</b>

FY25 POS Expenditures up to December 2024  
Data Collected February 2025

## Service Code 062 - Personal Assistant - FY25

Age Groups	Paid in FY25	# of consumers	Per Capita
24-39	\$ 16,869,032	945	\$ 17,851
18-23	\$ 10,810,142	663	\$ 16,305
8-12	\$ 9,559,832	907	\$ 10,540
13-17	\$ 8,576,578	736	\$ 11,653
3-7	\$ 6,326,639	764	\$ 8,281
40-59	\$ 5,691,405	258	\$ 22,060
60-plus	\$ 1,541,893	48	\$ 32,123
0-2	\$ 44,109	7	\$ 6,301
<b>Total</b>	<b>\$ 59,419,629</b>	<b>4,328</b>	<b>\$ 13,729</b>

Ethnicity	Paid in FY25	# of consumers	Per Capita
Hispanic	\$ 26,308,569	1,964	\$ 13,395
White	\$ 19,575,923	1,264	\$ 15,487
African American	\$ 5,515,137	457	\$ 12,068
Asian	\$ 3,697,070	281	\$ 13,157
Other	\$ 4,322,930	362	\$ 11,942
<b>Total</b>	<b>\$ 59,419,629</b>	<b>4,328</b>	<b>\$ 13,729</b>

Diagnosis	Paid in FY25	# of consumers	Per Capita
AU	\$ 33,439,244	2,679	\$ 12,482
ID	\$ 22,174,995	1,380	\$ 16,069
OD	\$ 1,885,059	148	\$ 12,737
CP	\$ 1,503,182	74	\$ 20,313
EP	\$ 309,697	22	\$ 14,077
No Diagnosis	\$ 107,452	25	\$ 4,298
<b>Total</b>	<b>\$ 59,419,629</b>	<b>4,328</b>	<b>\$ 13,729</b>

Location	Paid in FY25	# of consumers	Per Capita
SFV	\$ 38,745,085	2,672	\$ 14,500
AV	\$ 12,896,459	1,025	\$ 12,582
SCV	\$ 7,192,082	512	\$ 14,047
Closed/Inactive	\$ 324,817	76	\$ 4,274
Provisional/ESC/IRT	\$ 261,186	43	\$ 6,074
<b>Total</b>	<b>\$ 59,419,629</b>	<b>4,328</b>	<b>\$ 13,729</b>

FY25 POS Expenditures up to December 2024  
**Data Collected February 2025**



## Service Code 862 - In Home Respite - FY25

Age Groups	Paid in FY25	# of consumers	Per Capita
8-12	\$ 13,120,337	3,133	\$ 4,188
3-7	\$ 10,926,442	3,189	\$ 3,426
13-17	\$ 9,402,342	2,333	\$ 4,030
24-39	\$ 7,812,250	1,810	\$ 4,316
18-23	\$ 6,826,741	1,723	\$ 3,962
40-59	\$ 2,120,474	430	\$ 4,931
60-plus	\$ 223,000	56	\$ 3,982
0-2	\$ 152,960	76	\$ 2,013
<b>Total</b>	<b>\$ 50,584,545</b>	<b>12,750</b>	<b>\$ 3,967</b>

Ethnicity	Paid in FY25	# of consumers	Per Capita
Hispanic	\$ 27,009,002	6,589	\$ 4,099
White	\$ 11,381,292	2,899	\$ 3,926
African American	\$ 5,151,559	1,365	\$ 3,774
Asian	\$ 3,367,791	879	\$ 3,831
Other	\$ 3,674,903	1,018	\$ 3,610
<b>Total</b>	<b>\$ 50,584,545</b>	<b>12,750</b>	<b>\$ 3,967</b>

Diagnosis	Paid in FY25	# of consumers	Per Capita
AU	\$ 34,028,765	8,780	\$ 3,876
ID	\$ 13,410,761	3,113	\$ 4,308
OD	\$ 1,803,609	455	\$ 3,964
CP	\$ 714,888	168	\$ 4,255
EP	\$ 346,899	70	\$ 4,956
No Diagnosis	\$ 279,623	164	\$ 1,705
<b>Total</b>	<b>\$ 50,584,545</b>	<b>12,750</b>	<b>\$ 3,967</b>

Location	Paid in FY25	# of consumers	Per Capita
SFV	\$ 30,981,918	7,526	\$ 4,117
AV	\$ 13,152,199	3,204	\$ 4,105
SCV	\$ 5,473,275	1,502	\$ 3,644
Closed/Inactive	\$ 436,950	308	\$ 1,419
Provisional/ESC/IRT	\$ 540,203	210	\$ 2,572
<b>Total</b>	<b>\$ 50,584,545</b>	<b>12,750</b>	<b>\$ 3,967</b>

FY25 POS Expenditures up to December 2024  
**Data Collected February 2025**



## Service Code 805 - Infant Development Program - FY25

Age Groups	Paid in FY25	# of consumers	Per Capita
3-7	\$ 10,341,824	2,793	\$ 3,703
0-2	\$ 20,009,712	5,671	\$ 3,528
8-12	\$ -	-	#DIV/0!
<b>Total</b>	<b>\$ 30,351,536</b>	<b>8,464</b>	<b>\$ 3,586</b>

Ethnicity	Paid in FY25	# of consumers	Per Capita
Hispanic	\$ 16,219,369	4,419	\$ 3,670
White	\$ 6,307,349	1,659	\$ 3,802
Other	\$ 4,990,010	1,573	\$ 3,172
African American	\$ 1,573,182	473	\$ 3,326
Asian	\$ 1,261,626	340	\$ 3,711
<b>Total</b>	<b>\$ 30,351,536</b>	<b>8,464</b>	<b>\$ 3,586</b>

Diagnosis	Paid in FY25	# of consumers	Per Capita
No Diagnosis	\$ 25,204,364	7,555	\$ 3,336
AU	\$ 3,494,776	693	\$ 5,043
ID	\$ 1,449,343	185	\$ 7,834
CP	\$ 146,782	14	\$ 10,484
EP	\$ 43,331	5	\$ 8,666
OD	\$ 12,940	12	\$ 1,078
<b>Total</b>	<b>\$ 30,351,536</b>	<b>8,464</b>	<b>\$ 3,586</b>

Location	Paid in FY25	# of consumers	Per Capita
SFV	\$ 16,718,946	4,044	\$ 4,134
Closed/Inactive	\$ 4,910,876	2,040	\$ 2,407
AV	\$ 3,988,086	1,132	\$ 3,523
SCV	\$ 3,164,918	773	\$ 4,094
Provisional/ESC/IRT	\$ 1,568,710	475	\$ 3,303
<b>Total</b>	<b>\$ 30,351,536</b>	<b>8,464</b>	<b>\$ 3,586</b>

FY25 POS Expenditures up to December 2024  
**Data Collected February 2025**

## Service Code 055 - Community Integration - FY25

Age Groups	Paid in FY25	# of consumers	Per Capita
24-39	\$ 17,528,732	1,344	\$ 13,042
18-23	\$ 5,314,415	536	\$ 9,915
40-59	\$ 3,086,192	239	\$ 12,913
60-plus	\$ 402,048	32	\$ 12,564
13-17	\$ 8,049	2	\$ 4,025
<b>Total</b>	<b>\$ 26,339,437</b>	<b>2,153</b>	<b>\$ 12,234</b>

Ethnicity	Paid in FY25	# of consumers	Per Capita
Hispanic	\$ 11,571,637	952	\$ 12,155
White	\$ 8,001,101	648	\$ 12,347
African American	\$ 2,722,715	247	\$ 11,023
Asian	\$ 2,217,838	173	\$ 12,820
Other	\$ 1,826,144	133	\$ 13,730
<b>Total</b>	<b>\$ 26,339,437</b>	<b>2,153</b>	<b>\$ 12,234</b>

Diagnosis	Paid in FY25	# of consumers	Per Capita
AU	\$ 12,228,304	1,002	\$ 12,204
ID	\$ 12,084,628	972	\$ 12,433
OD	\$ 1,195,402	128	\$ 9,339
CP	\$ 632,794	35	\$ 18,080
EP	\$ 198,308	16	\$ 12,394
<b>Total</b>	<b>\$ 26,339,437</b>	<b>2,153</b>	<b>\$ 12,234</b>

Location	Paid in FY25	# of consumers	Per Capita
SFV	\$ 16,186,124	1,270	\$ 12,745
AV	\$ 5,565,589	506	\$ 10,999
SCV	\$ 4,334,174	340	\$ 12,748
Closed/Inactive	\$ 36,453	20	\$ 1,823
Provisional/ESC/IRT	\$ 217,097	17	\$ 12,770
<b>Total</b>	<b>\$ 26,339,437</b>	<b>2,153</b>	<b>\$ 12,234</b>

FY25 POS Expenditures up to December 2024

**Data Collected February 2025**

## Service Code 605-Adaptive Skills Training - FY25

Age Groups	Paid in FY25	# of consumers	Per Capita
18-23	\$ 5,623,692	636	\$ 8,842
24-39	\$ 4,336,395	325	\$ 13,343
13-17	\$ 3,089,261	522	\$ 5,918
8-12	\$ 2,071,511	367	\$ 5,644
3-7	\$ 793,246	178	\$ 4,456
40-59	\$ 598,456	38	\$ 15,749
0-2	\$ 375	1	\$ 375
60-plus	\$ -	-	#DIV/0!
<b>Total</b>	<b>\$ 16,512,935</b>	<b>2,067</b>	<b>\$ 7,989</b>

Ethnicity	Paid in FY25	# of consumers	Per Capita
Hispanic	\$ 7,050,336	978	\$ 7,209
White	\$ 5,775,254	605	\$ 9,546
Asian	\$ 1,425,989	165	\$ 8,642
African American	\$ 1,239,501	176	\$ 7,043
Other	\$ 1,021,854	143	\$ 7,146
<b>Total</b>	<b>\$ 16,512,935</b>	<b>2,067</b>	<b>\$ 7,989</b>

Diagnosis	Paid in FY25	# of consumers	Per Capita
AU	\$ 10,415,414	1,350	\$ 7,715
ID	\$ 4,836,450	529	\$ 9,143
OD	\$ 759,998	124	\$ 6,129
CP	\$ 291,190	29	\$ 10,041
EP	\$ 149,537	16	\$ 9,346
No Diagnosis	\$ 60,346	19	\$ 3,176
<b>Total</b>	<b>\$ 16,512,935</b>	<b>2,067</b>	<b>\$ 7,989</b>

Location	Paid in FY25	# of consumers	Per Capita
SFV	\$ 10,490,389	1,207	\$ 14,067
SCV	\$ 3,070,706	329	\$ 12,783
AV	\$ 2,601,987	458	\$ 8,957
Provisional/ESC/IRT	\$ 305,912	52	\$ 7,397
Closed/Inactive	\$ 43,941	21	\$ 3,957
<b>Total</b>	<b>\$ 16,512,935</b>	<b>2,067</b>	<b>\$ 7,989</b>

FY25 POS Expenditures up to December 2024

**Data Collected February 2025**

Service Code 062 - Personal Assistant - FY25				Service Code 862 - In Home Respite - FY25				Service Code 805 - Infant Development Program - FY25				Service Code 055 - Community Integration - FY25				Service Code 605-Adaptive Skills Training - FY25			
Age Groups	Paid in FY25	# of consumers	Per Capita	Age Groups	Paid in FY25	# of consumers	Per Capita	Age Groups	Paid in FY25	# of consumers	Per Capita	Age Groups	Paid in FY25	# of consumers	Per Capita	Age Groups	Paid in FY25	# of consumers	Per Capita
24-39	\$ 16,869,032	945	\$ 17,851	8-12	\$ 13,120,337	3,133	\$ 4,188	0-2	\$ 10,341,824	2,793	\$ 3,703	24-39	\$ 17,528,732	1,344	\$ 13,042	18-23	\$ 5,623,692	636	\$ 8,842
18-23	\$ 10,810,142	663	\$ 16,305	3-7	\$ 10,926,442	3,189	\$ 3,426	3-7	\$ 20,009,712	5,671	\$ 3,528	18-23	\$ 5,314,415	536	\$ 9,915	24-39	\$ 4,336,395	325	\$ 13,343
8-12	\$ 9,559,832	907	\$ 10,540	13-17	\$ 9,402,342	2,333	\$ 4,030	8-12	\$ -	-	#DIV/0!	40-59	\$ 3,086,192	239	\$ 12,913	13-17	\$ 3,089,261	522	\$ 5,918
13-17	\$ 8,576,578	736	\$ 11,653	24-39	\$ 7,812,250	1,810	\$ 4,316	<b>Total</b>	<b>\$ 30,351,536</b>	<b>8,464</b>	<b>\$ 3,586</b>	60-plus	\$ 402,048	32	\$ 12,564	8-12	\$ 2,071,511	367	\$ 5,644
3-7	\$ 6,326,639	764	\$ 8,281	18-23	\$ 6,826,741	1,723	\$ 3,962					13-17	\$ 8,049	2	\$ 4,025	3-7	\$ 793,246	178	\$ 4,456
40-59	\$ 5,691,405	258	\$ 22,060	40-59	\$ 2,120,474	430	\$ 4,931					<b>Total</b>	<b>\$ 26,339,437</b>	<b>2,153</b>	<b>\$ 12,234</b>	40-59	\$ 598,456	38	\$ 15,749
60-plus	\$ 1,541,893	48	\$ 32,123	60-plus	\$ 223,000	56	\$ 3,982					60-plus	\$ -	-	#DIV/0!	0-2	\$ 375	1	\$ 375
0-2	\$ 44,109	7	\$ 6,301	0-2	\$ 152,960	76	\$ 2,013					<b>Total</b>	<b>\$ 16,512,935</b>	<b>2,067</b>	<b>\$ 7,989</b>				
<b>Total</b>	<b>\$ 59,419,629</b>	<b>4,328</b>	<b>\$ 13,729</b>	<b>Total</b>	<b>\$ 50,584,545</b>	<b>12,750</b>	<b>\$ 3,967</b>												
Ethnicity	Paid in FY25	# of consumers	Per Capita	Ethnicity	Paid in FY25	# of consumers	Per Capita	Ethnicity	Paid in FY25	# of consumers	Per Capita	Ethnicity	Paid in FY25	# of consumers	Per Capita	Ethnicity	Paid in FY25	# of consumers	Per Capita
Hispanic	\$ 26,308,569	1,964	\$ 13,395	Hispanic	\$ 27,009,002	6,589	\$ 4,099	Hispanic	\$ 16,219,369	4,419	\$ 3,670	Hispanic	\$ 11,571,637	952	\$ 12,155	Hispanic	\$ 7,050,336	978	\$ 7,209
White	\$ 19,575,923	1,264	\$ 15,487	White	\$ 11,381,292	2,899	\$ 3,926	White	\$ 6,307,349	1,659	\$ 3,802	White	\$ 8,001,101	648	\$ 12,347	White	\$ 5,775,254	605	\$ 9,546
African American	\$ 5,515,137	457	\$ 12,068	African American	\$ 5,151,559	1,365	\$ 3,774	Other	\$ 4,990,010	1,573	\$ 3,172	African American	\$ 2,722,715	247	\$ 11,023	Asian	\$ 1,425,989	165	\$ 8,642
Other	\$ 3,697,070	281	\$ 13,157	Asian	\$ 3,367,791	879	\$ 3,831	Asian	\$ 1,573,182	473	\$ 3,326	Asian	\$ 2,217,838	173	\$ 12,820	African American	\$ 1,239,501	176	\$ 7,043
Asian	\$ 4,322,930	362	\$ 11,942	Other	\$ 3,674,903	1,018	\$ 3,610	African American	\$ 1,261,626	340	\$ 3,711	Other	\$ 1,826,144	133	\$ 13,730	Other	\$ 1,021,854	143	\$ 7,146
<b>Total</b>	<b>\$ 59,419,629</b>	<b>4,328</b>	<b>\$ 13,729</b>	<b>Total</b>	<b>\$ 50,584,545</b>	<b>12,750</b>	<b>\$ 3,967</b>	<b>Total</b>	<b>\$ 30,351,536</b>	<b>8,464</b>	<b>\$ 3,586</b>	<b>Total</b>	<b>\$ 26,339,437</b>	<b>2,153</b>	<b>\$ 12,234</b>	<b>Total</b>	<b>\$ 16,512,935</b>	<b>2,067</b>	<b>\$ 7,989</b>
Diagnosis	Paid in FY25	# of consumers	Per Capita	Diagnosis	Paid in FY25	# of consumers	Per Capita	Diagnosis	Paid in FY25	# of consumers	Per Capita	Diagnosis	Paid in FY25	# of consumers	Per Capita	Diagnosis	Paid in FY25	# of consumers	Per Capita
AU	\$ 33,439,244	2,679	\$ 12,482	AU	\$ 34,028,765	8,780	\$ 3,876	No Diagnosis	\$ 25,204,364	7,555	\$ 3,336	AU	\$ 12,228,304	1,002	\$ 12,204	AU	\$ 10,415,414	1,350	\$ 7,715
ID	\$ 22,174,995	1,380	\$ 16,069	ID	\$ 13,410,761	3,113	\$ 4,308	AU	\$ 3,494,776	693	\$ 5,043	ID	\$ 12,084,628	972	\$ 12,433	ID	\$ 4,836,450	529	\$ 9,143
OD	\$ 1,885,059	148	\$ 12,737	OD	\$ 1,803,609	455	\$ 3,964	ID	\$ 1,449,343	185	\$ 7,834	OD	\$ 1,195,402	128	\$ 9,339	OD	\$ 759,998	124	\$ 6,129
CP	\$ 1,503,182	74	\$ 20,313	CP	\$ 714,888	168	\$ 4,255	CP	\$ 146,782	14	\$ 10,484	CP	\$ 632,794	35	\$ 18,080	CP	\$ 291,190	29	\$ 10,041
EP	\$ 309,697	22	\$ 14,077	No Diagnosis	\$ 279,623	164	\$ 1,705	EP	\$ 43,331	5	\$ 8,666	EP	\$ 198,308	16	\$ 12,394	EP	\$ 149,537	16	\$ 9,346
No Diagnosis	\$ 107,452	25	\$ 4,298	EP	\$ 346,899	70	\$ 4,956	OD	\$ 12,940	12	\$ 1,078	<b>Total</b>	<b>\$ 26,339,437</b>	<b>2,153</b>	<b>\$ 12,234</b>	No Diagnosis	\$ 60,346	19	\$ 3,176
<b>Total</b>	<b>\$ 59,419,629</b>	<b>4,328</b>	<b>\$ 13,729</b>	<b>Total</b>	<b>\$ 50,584,545</b>	<b>12,750</b>	<b>\$ 3,967</b>	<b>Total</b>	<b>\$ 30,351,536</b>	<b>8,464</b>	<b>\$ 3,586</b>	<b>Total</b>	<b>\$ 16,512,935</b>	<b>2,067</b>	<b>\$ 7,989</b>				
Location	Paid in FY25	# of consumers	Per Capita	Location	Paid in FY25	# of consumers	Per Capita	Location	Paid in FY25	# of consumers	Per Capita	Location	Paid in FY25	# of consumers	Per Capita	Location	Paid in FY25	# of consumers	Per Capita
SFV	\$ 38,745,085	2,672	\$ 14,500	SFV	\$ 30,981,918	7,526	\$ 4,117	SFV	\$ 16,718,946	4,044	\$ 2,407	SFV	\$ 16,186,124	1,270	\$ 12,745	SFV	\$ 10,490,389	1,207	\$ 14,067
AV	\$ 12,896,459	1,025	\$ 12,582	AV	\$ 13,152,199	3,204	\$ 4,105	Closed/Inactive	\$ 4,910,876	2,040	\$ 3,523	AV	\$ 5,565,589	506	\$ 10,999	SCV	\$ 3,070,706	329	\$ 12,783
SCV	\$ 7,192,082	512	\$ 14,047	SCV	\$ 5,473,275	1,502	\$ 3,644	AV	\$ 3,988,086	1,132	\$ 4,094	SCV	\$ 4,334,174	340	\$ 12,748	AV	\$ 2,601,987	458	\$ 8,957
Closed/Inactive	\$ 324,817	76	\$ 4,274	Closed/Inactive	\$ 436,950	308	\$ 1,419	SCV	\$ 3,164,918	773	\$ 3,303	Closed/Inactive	\$ 36,453	20	\$ 1,823	Provisional/ESC/IRT	\$ 305,912	52	\$ 7,397
Provisional/ESC/IRT	\$ 261,186	43	\$ 6,074	Provisional/ESC/IRT	\$ 540,203	210	\$ 2,572	Provisional/ESC/IRT	\$ 1,568,710	475	\$ 3,586	Provisional/ESC/IRT	\$ 217,097	17	\$ 12,770	Closed/Inactive	\$ 43,941	21	\$ 3,957
<b>Total</b>	<b>\$ 59,419,629</b>	<b>4,328</b>	<b>\$ 13,729</b>	<b>Total</b>	<b>\$ 50,584,545</b>	<b>12,750</b>	<b>\$ 3,967</b>	<b>Total</b>	<b>\$ 30,351,536</b>	<b>8,464</b>	<b>\$ 3,586</b>	<b>Total</b>	<b>\$ 26,339,437</b>	<b>2,153</b>	<b>\$ 12,234</b>	<b>Total</b>	<b>\$ 16,512,935</b>	<b>2,067</b>	<b>\$ 7,989</b>

FY25 POS Expenditures up to December 2024  
Data Collected February 2025

AV - AU					
Sub Department	Hispanic	White	African American	Asian	Other
2-School Age	\$ 10,411	\$ 10,269	\$ 7,820	\$ 766	\$ 8,702
3-Transition	\$ 11,868	\$ 9,116	\$ 10,543	\$ 16,192	\$ 12,242
4-Adult	\$ 14,701	\$ 17,862	\$ 16,585	\$ 17,376	\$ 41,181

AV - ID					
Sub Department	Hispanic	White	African American	Asian	Other
2-School Age	\$ 10,709	\$ 14,636	\$ 8,419	\$ -	\$ 6,675
3-Transition	\$ 11,193	\$ 12,196	\$ 14,043	\$ 20,362	\$ 7,275
4-Adult	\$ 18,316	\$ 18,017	\$ 17,354	\$ 11,278	\$ 23,010

AV - CP					
Sub Department	Hispanic	White	African American	Asian	Other
2-School Age	\$ -	\$ -	\$ 20,663	\$ -	\$ -
3-Transition	\$ 20,954	\$ 8,496	\$ 17,309	\$ -	\$ -
4-Adult	\$ 13,249	\$ 46,655	\$ 12,275	\$ -	\$ -

AV - EP					
Sub Department	Hispanic	White	African American	Asian	Other
2-School Age	\$ 3,518	\$ -	\$ -	\$ -	\$ 18,965
3-Transition	\$ 189	\$ -	\$ -	\$ -	\$ 10,747
4-Adult	\$ 6,465	\$ -	\$ -	\$ -	\$ 5,814

AV - OD					
Sub Department	Hispanic	White	African American	Asian	Other
2-School Age	\$ 8,715	\$ 8,575	\$ 9,544	\$ -	\$ 12,257
3-Transition	\$ 9,883	\$ 2,186	\$ 7,654	\$ -	\$ 5,126
4-Adult	\$ -	\$ 25,852	\$ 15,489	\$ -	\$ -

SCV - AU					
Sub Department	Hispanic	White	African American	Asian	Other
2-School Age	\$ 8,179	\$ 10,474	\$ 6,930	\$ 9,279	\$ 8,829
3-Transition	\$ 24,501	\$ 11,169	\$ 10,884	\$ 13,020	\$ 14,677
4-Adult	\$ 23,152	\$ 24,286	\$ 18,068	\$ 5,744	\$ 14,177

SCV - ID					
Sub Department	Hispanic	White	African American	Asian	Other
2-School Age	\$ 7,522	\$ 6,522	\$ 17,709	\$ 15,262	\$ 25,576
3-Transition	\$ 12,116	\$ 14,081	\$ 18,169	\$ 2,554	\$ 9,144
4-Adult	\$ 20,667	\$ 28,434	\$ 29,119	\$ 21,723	\$ 25,363

SCV - CP					
Sub Department	Hispanic	White	African American	Asian	Other
2-School Age	\$ -	\$ 9,549	\$ -	\$ -	\$ -
3-Transition	\$ 14,019	\$ -	\$ 8,447	\$ -	\$ -
4-Adult	\$ 8,935	\$ 22,490	\$ -	\$ 24,030	\$ -

SCV - EP					
Sub Department	Hispanic	White	African American	Asian	Other
2-School Age	\$ -	\$ -	\$ -	\$ -	\$ -
3-Transition	\$ -	\$ -	\$ -	\$ -	\$ -
4-Adult	\$ -	\$ -	\$ -	\$ -	\$ -

SCV - OD					
Sub Department	Hispanic	White	African American	Asian	Other
2-School Age	\$ 18,671	\$ -	\$ 20,729	\$ -	\$ 22,167
3-Transition	\$ 6,838	\$ 6,917	\$ 22,298	\$ -	\$ -
4-Adult	\$ 16,769	\$ -	\$ -	\$ 13,206	\$ -

SFV - AU					
Sub Department	Hispanic	White	African American	Asian	Other
2-School Age	\$ 9,805	\$ 11,030	\$ 11,134	\$ 10,302	\$ 8,398
3-Transition	\$ 14,876	\$ 18,214	\$ 12,694	\$ 11,716	\$ 15,040
4-Adult	\$ 19,941	\$ 17,898	\$ 24,805	\$ 20,533	\$ 20,455

SFV - ID					
Sub Department	Hispanic	White	African American	Asian	Other
2-School Age	\$ 9,593	\$ 13,653	\$ 8,153	\$ 6,697	\$ 10,735
3-Transition	\$ 14,287	\$ 14,624	\$ 9,832	\$ 13,775	\$ 22,794
4-Adult	\$ 17,283	\$ 22,043	\$ 19,110	\$ 16,078	\$ 21,596

SFV - CP					
Sub Department	Hispanic	White	African American	Asian	Other
2-School Age	\$ 18,533	\$ 9,853	\$ -	\$ -	\$ 4,070
3-Transition	\$ 8,395	\$ 24,884	\$ -	\$ -	\$ 57,932
4-Adult	\$ 38,863	\$ 30,472	\$ 2,818	\$ 32,668	\$ -

SFV - EP					
Sub Department	Hispanic	White	African American	Asian	Other
2-School Age	\$ 11,422	\$ -	\$ -	\$ -	\$ -
3-Transition	\$ 8,632	\$ 24,357	\$ -	\$ -	\$ 29,915
4-Adult	\$ 16,109	\$ 36,297	\$ -	\$ -	\$ -

SFV - OD					
Sub Department	Hispanic	White	African American	Asian	Other
2-School Age	\$ 10,717	\$ 18,135	\$ 10,921	\$ -	\$ 4,541
3-Transition	\$ 24,907	\$ 10,379	\$ 3,094	\$ -	\$ -
4-Adult	\$ 14,462	\$ 27,717	\$ 9,412	\$ -	\$ 23,825

AV - AU					
Sub Department	Hispanic	White	African American	Asian	Other
2-School Age	\$ 2,816	\$ 3,722	\$ 2,341	\$ 4,447	\$ 2,971
3-Transition	\$ 4,861	\$ 4,243	\$ 5,219	\$ 5,949	\$ 5,900
4-Adult	\$ 16,688	\$ 6,536	\$ 5,305	\$ 9,641	\$ -

AV - ID					
Sub Department	Hispanic	White	African American	Asian	Other
2-School Age	\$ 4,698	\$ 5,345	\$ 2,761	\$ -	\$ 8,227
3-Transition	\$ 4,771	\$ 4,615	\$ 4,265	\$ 8,873	\$ 17,434
4-Adult	\$ 7,577	\$ 6,147	\$ 8,810	\$ -	\$ -

AV - CP					
Sub Department	Hispanic	White	African American	Asian	Other
2-School Age	\$ 1,913	\$ 4,703	\$ -	\$ -	\$ -
3-Transition	\$ 11,818	\$ -	\$ -	\$ -	\$ 1,539
4-Adult	\$ -	\$ -	\$ -	\$ -	\$ -

AV - EP					
Sub Department	Hispanic	White	African American	Asian	Other
2-School Age	\$ -	\$ -	\$ -	\$ -	\$ -
3-Transition	\$ 18,898	\$ -	\$ 8,789	\$ -	\$ -
4-Adult	\$ 846	\$ -	\$ -	\$ -	\$ -

AV - OD					
Sub Department	Hispanic	White	African American	Asian	Other
2-School Age	\$ 5,127	\$ 4,917	\$ 8,215	\$ 20,297	\$ 3,500
3-Transition	\$ 3,982	\$ 9,539	\$ 5,801	\$ 12,366	\$ 6,227
4-Adult	\$ 21,549	\$ 4,516	\$ -	\$ -	\$ -

SCV - AU					
Sub Department	Hispanic	White	African American	Asian	Other
2-School Age	\$ 5,529	\$ 8,108	\$ 5,263	\$ 5,343	\$ 3,504
3-Transition	\$ 5,492	\$ 8,553	\$ 14,716	\$ 6,422	\$ 9,824
4-Adult	\$ 13,076	\$ 12,008	\$ 14,493	\$ 16,628	\$ 8,055

SCV - ID					
Sub Department	Hispanic	White	African American	Asian	Other
2-School Age	\$ 7,694	\$ 3,784	\$ 8,598	\$ 2,738	\$ 4,068
3-Transition	\$ 5,010	\$ 24,646	\$ 5,171	\$ 13,700	\$ -
4-Adult	\$ 7,559	\$ 21,974	\$ 24,505	\$ -	\$ 18,227

SCV - CP					
Sub Department	Hispanic	White	African American	Asian	Other
2-School Age	\$ 6,891	\$ -	\$ -	\$ -	\$ -
3-Transition	\$ -	\$ -	\$ -	\$ 1,203	\$ -
4-Adult	\$ -	\$ -	\$ -	\$ -	\$ -

SCV - EP					
Sub Department	Hispanic	White	African American	Asian	Other
2-School Age	\$ -	\$ -	\$ -	\$ -	\$ -
3-Transition	\$ -	\$ -	\$ 4,563	\$ -	\$ -
4-Adult	\$ -	\$ 3,417	\$ -	\$ -	\$ -

SCV - OD					
Sub Department	Hispanic	White	African American	Asian	Other
2-School Age	\$ 4,790	\$ -	\$ -	\$ -	\$ -
3-Transition	\$ 334	\$ -	\$ -	\$ -	\$ -
4-Adult	\$ 8,118	\$ 3,783	\$ -	\$ -	\$ 126

SFV - AU					
Sub Department	Hispanic	White	African American	Asian	Other
2-School Age	\$ 5,336	\$ 5,966	\$ 4,218	\$ 4,715	\$ 4,540
3-Transition	\$ 8,381	\$ 8,634	\$ 11,383	\$ 8,703	\$ 10,347
4-Adult	\$ 10,295	\$ 13,878	\$ 34,392	\$ 16,605	\$ 24,782

SFV - ID					
Sub Department	Hispanic	White	African American	Asian	Other
2-School Age	\$ 8,065	\$ 8,075	\$ 3,373	\$ 15,002	\$ 7,264
3-Transition	\$ 6,363	\$ 8,818	\$ 8,760	\$ 11,827	\$ 4,076
4-Adult	\$ 17,162	\$ 14,341	\$ 8,834	\$ 6,245	\$ -

SFV - CP					
Sub Department	Hispanic	White	African American	Asian	Other
2-School Age	\$ 97	\$ 5,045	\$ -	\$ -	\$ 1,099
3-Transition	\$ 5,847	\$ 15,555	\$ -	\$ -	\$ -
4-Adult	\$ 8,186	\$ 50,580	\$ 4,055	\$ -	\$ -

SFV - EP					
Sub Department	Hispanic	White	African American	Asian	Other
2-School Age	\$ -	\$ -	\$ -	\$ 550	\$ -
3-Transition	\$ 4,272	\$ -	\$ 5,238	\$ -	\$ -
4-Adult	\$ 896	\$ 50,489	\$ -	\$ 29,933	\$ -

SFV - OD					
Sub Department	Hispanic	White	African American	Asian	Other
2-School Age	\$ 4,055	\$ 6,004	\$ 2,791	\$ -	\$ 7,992
3-Transition	\$ 8,691	\$ 10,638	\$ 530	\$ 4,186	\$ -
4-Adult	\$ 4,526	\$ 4,089	\$ 3,721	\$ -	\$ -

AV - AU					
Sub Department	Hispanic	White	African American	Asian	Other
2-School Age	\$ 3,920	\$ 3,396	\$ 3,938	\$ 3,234	\$ 3,392
3-Transition	\$ 4,690	\$ 3,205	\$ 3,806	\$ 4,513	\$ 3,961
4-Adult	\$ 4,622	\$ 3,455	\$ 4,145	\$ 3,685	\$ 3,911

AV - ID					
Sub Department	Hispanic	White	African American	Asian	Other
2-School Age	\$ 3,844	\$ 4,292	\$ 4,381	\$ -	\$ 3,233
3-Transition	\$ 4,632	\$ 4,092	\$ 4,084	\$ 7,441	\$ 5,210
4-Adult	\$ 4,849	\$ 3,513	\$ 3,686	\$ 5,607	\$ 4,591

AV - CP					
Sub Department	Hispanic	White	African American	Asian	Other
2-School Age	\$ 3,007	\$ 3,774	\$ 4,149	\$ -	\$ -
3-Transition	\$ 4,751	\$ 4,660	\$ 2,869	\$ -	\$ -
4-Adult	\$ 5,030	\$ 4,836	\$ -	\$ -	\$ 8,532

AV - EP					
Sub Department	Hispanic	White	African American	Asian	Other
2-School Age	\$ 5,239	\$ -	\$ -	\$ -	\$ 5,281
3-Transition	\$ 4,374	\$ 5,917	\$ 4,105	\$ -	\$ 7,545
4-Adult	\$ 5,799	\$ 5,341	\$ -	\$ -	\$ 4,451

AV - OD					
Sub Department	Hispanic	White	African American	Asian	Other
2-School Age	\$ 3,831	\$ 4,422	\$ 3,403	\$ -	\$ 3,916
3-Transition	\$ 4,988	\$ 468	\$ 4,504	\$ 4,261	\$ 5,924
4-Adult	\$ 6,037	\$ 3,949	\$ 3,562	\$ -	\$ 3,664

SCV - AU					
Sub Department	Hispanic	White	African American	Asian	Other
2-School Age	\$ 3,848	\$ 3,223	\$ 2,659	\$ 3,053	\$ 3,464
3-Transition	\$ 3,445	\$ 2,941	\$ 4,624	\$ 2,654	\$ 4,076
4-Adult	\$ 5,665	\$ 3,099	\$ 6,143	\$ 3,560	\$ 5,392

SCV - ID					
Sub Department	Hispanic	White	African American	Asian	Other
2-School Age	\$ 5,289	\$ 3,485	\$ 5,027	\$ 3,100	\$ 2,876
3-Transition	\$ 3,188	\$ 3,746	\$ 2,705	\$ 4,557	\$ 2,823
4-Adult	\$ 5,249	\$ 4,329	\$ 3,560	\$ 3,560	\$ 5,550

SCV - CP					
Sub Department	Hispanic	White	African American	Asian	Other
2-School Age	\$ 3,198	\$ 2,978	\$ -	\$ -	\$ 8,810
3-Transition	\$ 6,530	\$ 1,682	\$ 4,410	\$ -	\$ -
4-Adult	\$ 1,564	\$ 4,122	\$ -	\$ 8,804	\$ 8,289

SCV - EP					
Sub Department	Hispanic	White	African American	Asian	Other
2-School Age	\$ -	\$ 1,299	\$ 6,530	\$ -	\$ 4,826
3-Transition	\$ -	\$ -	\$ -	\$ -	\$ -
4-Adult	\$ -	\$ -	\$ -	\$ -	\$ -

SCV - OD					
Sub Department	Hispanic	White	African American	Asian	Other
2-School Age	\$ 4,130	\$ 6,115	\$ 4,704	\$ 3,591	\$ 8,902
3-Transition	\$ 4,580	\$ 3,420	\$ 8,902	\$ 4,562	\$ -
4-Adult	\$ 7,626	\$ 4,938	\$ 4,753	\$ 2,900	\$ -

SFV - AU					
Sub Department	Hispanic	White	African American	Asian	Other
2-School Age	\$ 4,022	\$ 4,226	\$ 3,792	\$ 3,910	\$ 3,652
3-Transition	\$ 3,960	\$ 3,784	\$ 4,524	\$ 3,928	\$ 3,439
4-Adult	\$ 4,337	\$ 4,121	\$ 4,048	\$ 4,820	\$ 4,360

SFV - ID					
Sub Department	Hispanic	White	African American	Asian	Other
2-School Age	\$ 4,321	\$ 4,654	\$ 3,646	\$ 3,722	\$ 3,870
3-Transition	\$ 4,196	\$ 4,675	\$ 3,512	\$ 3,462	\$ 5,153
4-Adult	\$ 4,606	\$ 4,957	\$ 3,665	\$ 4,994	\$ 4,882

SFV - CP					
Sub Department	Hispanic	White	African American	Asian	Other
2-School Age	\$ 6,461	\$ 4,227	\$ 2,861	\$ -	\$ 3,534
3-Transition	\$ 4,558	\$ 4,921	\$ -	\$ -	\$ -
4-Adult	\$ 4,374	\$ 5,054	\$ 1,486	\$ 4,640	\$ -

SFV - EP					
Sub Department	Hispanic	White	African American	Asian	Other
2-School Age	\$ 8,009	\$ 2,332	\$ -	\$ 2,887	\$ -
3-Transition	\$ 5,668	\$ 4,719	\$ 8,687	\$ -	\$ -
4-Adult	\$ 4,747	\$ 8,590	\$ -	\$ -	\$ 2,262

SFV - OD					
Sub Department	Hispanic	White	African American	Asian	Other
2-School Age	\$ 4,479	\$ 3,419	\$ 5,498	\$ -	\$ 2,888
3-Transition	\$ 3,420	\$ 2,972	\$ 4,378	\$ 2,472	\$ -
4-Adult	\$ 3,198	\$ 7,292	\$ 4,496	\$ -	\$ 2,166

AV - AU					
Sub Department	Hispanic	White	African American	Asian	Other
2-School Age	\$ -	\$ -	\$ -	\$ -	\$ -
3-Transition	\$ 7,178	\$ 12,904	\$ 7,810	\$ 13,355	\$ 8,834
4-Adult	\$ 11,462	\$ 11,260	\$ 12,776	\$ 9,203	\$ 14,515

AV - ID					
Sub Department	Hispanic	White	African American	Asian	Other
2-School Age	\$ -	\$ -	\$ -	\$ -	\$ -
3-Transition	\$ 6,342	\$ 11,961	\$ 6,861	\$ -	\$ 2,847
4-Adult	\$ 11,861	\$ 12,494	\$ 10,605	\$ 11,937	\$ 13,556

AV - CP					
Sub Department	Hispanic	White	African American	Asian	Other
2-School Age	\$ -	\$ -	\$ -	\$ -	\$ -
3-Transition	\$ -	\$ -	\$ -	\$ -	\$ -
4-Adult	\$ -	\$ 6,213	\$ 11,303	\$ -	\$ -

AV - EP					
Sub Department	Hispanic	White	African American	Asian	Other
2-School Age	\$ -	\$ -	\$ -	\$ -	\$ -
3-Transition	\$ 9,999	\$ -	\$ -	\$ -	\$ -
4-Adult	\$ 12,756	\$ 6,057	\$ -	\$ -	\$ 17,357

AV - OD					
Sub Department	Hispanic	White	African American	Asian	Other
2-School Age	\$ -	\$ -	\$ -	\$ -	\$ -
3-Transition	\$ 9,864	\$ 5,583	\$ -	\$ -	\$ -
4-Adult	\$ 8,082	\$ 8,467	\$ 10,011	\$ 2,903	\$ 7,548

SCV - AU					
Sub Department	Hispanic	White	African American	Asian	Other
2-School Age	\$ -	\$ -	\$ -	\$ -	\$ -
3-Transition	\$ 5,058	\$ 6,644	\$ 9,728	\$ 12,542	\$ 7,478
4-Adult	\$ 11,935	\$ 13,070	\$ 13,424	\$ 16,233	\$ 15,036

SCV - ID					
Sub Department	Hispanic	White	African American	Asian	Other
2-School Age	\$ -	\$ -	\$ -	\$ -	\$ -
3-Transition	\$ 8,048	\$ 8,886	\$ -	\$ 5,942	\$ -
4-Adult	\$ 12,407	\$ 14,798	\$ 12,520	\$ 12,266	\$ 18,299

SCV - CP					
Sub Department	Hispanic	White	African American	Asian	Other
2-School Age	\$ -	\$ -	\$ -	\$ -	\$ -
3-Transition	\$ -	\$ 16,306	\$ -	\$ -	\$ -
4-Adult	\$ 32,442	\$ 21,016	\$ -	\$ -	\$ -

SCV - EP					
Sub Department	Hispanic	White	African American	Asian	Other
2-School Age	\$ -	\$ -	\$ -	\$ -	\$ -
3-Transition	\$ -	\$ -	\$ -	\$ -	\$ -
4-Adult	\$ -	\$ 11,314	\$ -	\$ -	\$ -

SCV - OD					
Sub Department	Hispanic	White	African American	Asian	Other
2-School Age	\$ -	\$ -	\$ -	\$ -	\$ -
3-Transition	\$ 5,010	\$ -	\$ -	\$ -	\$ -
4-Adult	\$ 13,801	\$ 11,132	\$ -	\$ -	\$ 9,166

SFV - AU					
Sub Department	Hispanic	White	African American	Asian	Other
2-School Age	\$ -	\$ -	\$ -	\$ -	\$ -
3-Transition	\$ 12,265	\$ 9,194	\$ 8,465	\$ 10,756	\$ 11,851
4-Adult	\$ 12,658	\$ 12,640	\$ 14,750	\$ 13,479	\$ 15,141

SFV - ID					
Sub Department	Hispanic	White	African American	Asian	Other
2-School Age	\$ -	\$ -	\$ -	\$ -	\$ -
3-Transition	\$ 8,766	\$ 7,409	\$ 12,669	\$ 24,412	\$ 7,096
4-Adult	\$ 13,183	\$ 14,138	\$ 12,908	\$ 11,309	\$ 16,144

SFV - CP					
Sub Department	Hispanic	White	African American	Asian	Other
2-School Age	\$ -	\$ -	\$ -	\$ -	\$ -
3-Transition	\$ -	\$ -	\$ -	\$ -	\$ -
4-Adult	\$ 20,508	\$ 16,176	\$ 11,560	\$ 23,179	\$ -

SFV - EP					
Sub Department	Hispanic	White	African American	Asian	Other
2-School Age	\$ -	\$ -	\$ -	\$ -	\$ -
3-Transition	\$ -	\$ -	\$ -	\$ -	\$ -
4-Adult	\$ 13,572	\$ 14,387	\$ -	\$ -	\$ -

SFV - OD					
Sub Department	Hispanic	White	African American	Asian	Other
2-School Age	\$ -	\$ -	\$ -	\$ -	\$ -
3-Transition	\$ 8,311	\$ 15,960	\$ 6,255	\$ -	\$ 3,175
4-Adult	\$ 10,524	\$ 9,416	\$ 13,283	\$ 8,713	\$ 14,420



**NLACRC Top 5 Greatest Expenditures By Service Code FY 2024-Living at Home**

Service Code	Paid in FY24	# of consumers	Per Capita	Total Budget %
62- Personal Assistant	\$ 58,171,773	3,978	\$ 14,623	16%
862- In Home Respite	\$ 44,804,635	11,413	\$ 3,926	12%
805-Infant Development Prog	\$ 27,396,197	7,894	\$ 3,471	8%
55-Community Integration	\$ 21,362,061	1,656	\$ 12,900	6%
605-Adaptive Skills Training	\$ 17,380,689	2,196	\$ 7,915	5%
<b>Total</b>	<b>\$ 169,115,355</b>	<b>27,137</b>	<b>\$ 6,232</b>	<b>46%</b>

Sorted by Paid Amount. Highest to lowest.

	Paid in FY24	# of consumers
<b>Total FY 2024 Expenditures</b>	<b>\$ 364,453,745</b>	<b>29,220</b>

Service Code	Paid in FY24	# of consumers	Per Capita	Total Budget %
62- Personal Assistant	\$ 58,171,773	3,978	\$ 14,623	16%
55-Community Integration	\$ 21,362,061	1,656	\$ 12,900	6%
605-Adaptive Skills Training	\$ 17,380,689	2,196	\$ 7,915	5%
862- In Home Respite	\$ 44,804,635	11,413	\$ 3,926	12%
805-Infant Development Prog	\$ 27,396,197	7,894	\$ 3,471	8%
<b>Total</b>	<b>\$ 169,115,355</b>	<b>27,137</b>	<b>\$ 6,232</b>	<b>46%</b>

Sorted by Per Capita amount. Highest to lowest.

	Paid in FY24	# of consumers	Per Capita	Total Budget %
<b>Total FY2024 at Home Expenditures</b>	<b>\$ 220,300,055</b>	<b>26,058</b>	<b>\$ 8,454</b>	<b>60%</b>

FY24 POS Expenditures up to December 2023  
Data Collected February 2024

**NLACRC Top 5 Greatest Expenditures By Service Code FY 2025-Living at Home**

Service Code	Paid in FY25	# of consumers	Per Capita	Total Budget %
62- Personal Assistant	\$ 59,419,629	4,328	\$ 13,729	14%
862- In Home Respite	\$ 50,584,545	12,750	\$ 3,967	12%
805-Infant Development Prog	\$ 30,351,536	8,464	\$ 3,586	7%
55-Community Integration	\$ 26,339,437	2,153	\$ 12,234	6%
605-Adaptive Skills Training	\$ 16,512,935	2,067	\$ 7,989	4%
<b>Total</b>	<b>\$ 183,208,082</b>	<b>29,762</b>	<b>\$ 6,156</b>	<b>45%</b>

Sorted by Paid Amount. Highest to lowest.

	Paid in FY25	# of consumers
<b>Total FY 2025 Expenditures</b>	<b>\$ 410,116,592</b>	<b>31,975</b>

Service Code	Paid in FY25	# of consumers	Per Capita	Total Budget %
62- Personal Assistant	\$ 59,419,629	4,328	\$ 13,729	14%
55-Community Integration	\$ 26,339,437	2,153	\$ 12,234	6%
605-Adaptive Skills Training	\$ 16,512,935	2,067	\$ 7,989	4%
862- In Home Respite	\$ 50,584,545	12,750	\$ 3,967	12%
805-Infant Development Prog	\$ 30,351,536	8,464	\$ 3,586	7%
<b>Total</b>	<b>\$ 183,208,082</b>	<b>29,762</b>	<b>\$ 6,156</b>	<b>45%</b>

Sorted by Per Capita amount. Highest to lowest.

	Paid in FY25	# of consumers	Per Capita	Total Budget %
<b>Total FY2025 at Home Expenditures</b>	<b>\$ 252,133,178</b>	<b>28,720</b>	<b>\$ 8,779</b>	<b>61%</b>

FY25 POS Expenditures up to December 2024  
Data Collected February 2025

**Service Code 062 - Personal Assistant - FY24**

Age Groups	Paid in FY24	# of consumers	Per Capita
24-39	\$ 16,332,470	841	\$ 19,420
8-12	\$ 9,447,120	860	\$ 10,985
13-17	\$ 9,079,842	708	\$ 12,825
18-23	\$ 10,234,174	598	\$ 17,114
3-7	\$ 6,450,512	689	\$ 9,362
40-59	\$ 5,180,293	225	\$ 23,024
60-plus	\$ 1,418,692	54	\$ 26,272
0-2	\$ 28,670	3	\$ 9,557
<b>Total</b>	<b>\$ 58,171,773</b>	<b>3,978</b>	<b>\$ 14,623</b>

Ethnicity	Paid in FY24	# of consumers	Per Capita
Hispanic	\$ 25,943,546	1,768	\$ 14,674
White	\$ 19,048,629	1,218	\$ 15,639
African American	\$ 5,683,134	415	\$ 13,694
Asian	\$ 3,595,987	261	\$ 13,778
Other	\$ 3,900,477	316	\$ 12,343
<b>Total</b>	<b>\$ 58,171,773</b>	<b>3,978</b>	<b>\$ 14,623</b>

Diagnosis	Paid in FY24	# of consumers	Per Capita
AU	\$ 32,467,889	2,439	\$ 13,312
ID	\$ 21,953,909	1,294	\$ 16,966
OD	\$ 1,813,652	124	\$ 14,626
CP	\$ 1,513,547	78	\$ 19,404
EP	\$ 331,950	21	\$ 15,807
No Diagnosis	\$ 90,825	22	\$ 4,128
<b>Total</b>	<b>\$ 58,171,773</b>	<b>3,978</b>	<b>\$ 14,623</b>

Location	Paid in FY24	# of consumers	Per Capita
SFV	\$ 37,592,011	2,483	\$ 15,140
AV	\$ 13,822,138	923	\$ 14,975
SCV	\$ 6,215,100	480	\$ 12,948
Closed/Inactive	\$ 342,050	55	\$ 6,219
Provisional/ESC/IRT	\$ 200,474	37	\$ 5,418
<b>Total</b>	<b>\$ 58,171,773</b>	<b>3,978</b>	<b>\$ 14,623</b>

FY24 POS Expenditures up to December 2023

**Data Collected February 2024**

**Service Code 062 - Personal Assistant - FY25**

Age Groups	Paid in FY25	# of consumers	Per Capita
24-39	\$ 16,869,032	945	\$ 17,851
18-23	\$ 10,810,142	663	\$ 16,305
8-12	\$ 9,559,832	907	\$ 10,540
13-17	\$ 8,576,578	736	\$ 11,653
3-7	\$ 6,326,639	764	\$ 8,281
40-59	\$ 5,691,405	258	\$ 22,060
60-plus	\$ 1,541,893	48	\$ 32,123
0-2	\$ 44,109	7	\$ 6,301
<b>Total</b>	<b>\$ 59,419,629</b>	<b>4,328</b>	<b>\$ 13,729</b>

Ethnicity	Paid in FY25	# of consumers	Per Capita
Hispanic	\$ 26,308,569	1,964	\$ 13,395
White	\$ 19,575,923	1,264	\$ 15,487
African American	\$ 5,515,137	457	\$ 12,068
Asian	\$ 3,697,070	281	\$ 13,157
Other	\$ 4,322,930	362	\$ 11,942
<b>Total</b>	<b>\$ 59,419,629</b>	<b>4,328</b>	<b>\$ 13,729</b>

Diagnosis	Paid in FY25	# of consumers	Per Capita
AU	\$ 33,439,244	2,679	\$ 12,482
ID	\$ 22,174,995	1,380	\$ 16,069
OD	\$ 1,885,059	148	\$ 12,737
CP	\$ 1,503,182	74	\$ 20,313
EP	\$ 309,697	22	\$ 14,077
No Diagnosis	\$ 107,452	25	\$ 4,298
<b>Total</b>	<b>\$ 59,419,629</b>	<b>4,328</b>	<b>\$ 13,729</b>

Location	Paid in FY25	# of consumers	Per Capita
SFV	\$ 38,745,085	2,672	\$ 14,500
AV	\$ 12,896,459	1,025	\$ 12,582
SCV	\$ 7,192,082	512	\$ 14,047
Closed/Inactive	\$ 324,817	76	\$ 4,274
Provisional/ESC/IRT	\$ 261,186	43	\$ 6,074
<b>Total</b>	<b>\$ 59,419,629</b>	<b>4,328</b>	<b>\$ 13,729</b>

FY25 POS Expenditures up to December 2024

**Data Collected February 2025**

**Service Code 862 - In Home Respite - FY24**

Age Groups	Paid in FY24	# of consumers	Per Capita
8-12	\$ 10,874,985	2,742	\$ 3,966
13-17	\$ 8,781,193	2,175	\$ 4,037
24-39	\$ 7,163,051	1,664	\$ 4,305
3-7	\$ 9,481,511	2,804	\$ 3,381
18-23	\$ 6,390,908	1,545	\$ 4,137
40-59	\$ 1,806,662	388	\$ 4,656
60-plus	\$ 228,172	54	\$ 4,225
0-2	\$ 78,153	41	\$ 1,906
<b>Total</b>	<b>\$ 44,804,635</b>	<b>11,413</b>	<b>\$ 3,926</b>

Ethnicity	Paid in FY24	# of consumers	Per Capita
Hispanic	\$ 24,392,519	5,852	\$ 4,168
White	\$ 10,008,312	2,688	\$ 3,723
African American	\$ 4,394,472	1,169	\$ 3,759
Asian	\$ 2,845,101	785	\$ 3,624
Other	\$ 3,164,231	919	\$ 3,443
<b>Total</b>	<b>\$ 44,804,635</b>	<b>11,413</b>	<b>\$ 3,926</b>

Diagnosis	Paid in FY24	# of consumers	Per Capita
AU	\$ 29,052,437	7,627	\$ 3,809
ID	\$ 12,822,996	2,991	\$ 4,287
OD	\$ 1,614,062	399	\$ 4,045
CP	\$ 712,355	171	\$ 4,166
EP	\$ 298,436	64	\$ 4,663
No Diagnosis	\$ 304,349	161	\$ 1,890
<b>Total</b>	<b>\$ 44,804,635</b>	<b>11,413</b>	<b>\$ 3,926</b>

Location	Paid in FY24	# of consumers	Per Capita
SFV	\$ 28,066,585	6,774	\$ 4,143
AV	\$ 11,604,718	2,825	\$ 4,108
SCV	\$ 4,349,261	1,363	\$ 3,191
Closed/Inactive	\$ 270,710	219	\$ 1,236
Provisional/ESC/IRT	\$ 513,361	232	\$ 2,213
<b>Total</b>	<b>\$ 44,804,635</b>	<b>11,413</b>	<b>\$ 3,926</b>

FY24 POS Expenditures up to December 2023

**Data Collected February 2024**

**Service Code 862 - In Home Respite - FY25**

Age Groups	Paid in FY25	# of consumers	Per Capita
8-12	\$ 13,120,337	3,133	\$ 4,188
3-7	\$ 10,926,442	3,189	\$ 3,426
13-17	\$ 9,402,342	2,333	\$ 4,030
24-39	\$ 7,812,250	1,810	\$ 4,316
18-23	\$ 6,826,741	1,723	\$ 3,962
40-59	\$ 2,120,474	430	\$ 4,931
60-plus	\$ 223,000	56	\$ 3,982
0-2	\$ 152,960	76	\$ 2,013
<b>Total</b>	<b>\$ 50,584,545</b>	<b>12,750</b>	<b>\$ 3,967</b>

Ethnicity	Paid in FY25	# of consumers	Per Capita
Hispanic	\$ 27,009,002	6,589	\$ 4,099
White	\$ 11,381,292	2,899	\$ 3,926
African American	\$ 5,151,559	1,365	\$ 3,774
Asian	\$ 3,367,791	879	\$ 3,831
Other	\$ 3,674,903	1,018	\$ 3,610
<b>Total</b>	<b>\$ 50,584,545</b>	<b>12,750</b>	<b>\$ 3,967</b>

Diagnosis	Paid in FY25	# of consumers	Per Capita
AU	\$ 34,028,765	8,780	\$ 3,876
ID	\$ 13,410,761	3,113	\$ 4,308
OD	\$ 1,803,609	455	\$ 3,964
CP	\$ 714,888	168	\$ 4,255
EP	\$ 346,899	70	\$ 4,956
No Diagnosis	\$ 279,623	164	\$ 1,705
<b>Total</b>	<b>\$ 50,584,545</b>	<b>12,750</b>	<b>\$ 3,967</b>

Location	Paid in FY25	# of consumers	Per Capita
SFV	\$ 30,981,918	7,526	\$ 4,117
AV	\$ 13,152,199	3,204	\$ 4,105
SCV	\$ 5,473,275	1,502	\$ 3,644
Closed/Inactive	\$ 436,950	308	\$ 1,419
Provisional/ESC/IRT	\$ 540,203	210	\$ 2,572
<b>Total</b>	<b>\$ 50,584,545</b>	<b>12,750</b>	<b>\$ 3,967</b>

FY25 POS Expenditures up to December 2024

**Data Collected February 2025**

**Service Code 805 - Infant Development Program - FY24**

Age Groups	Paid in FY24	# of consumers	Per Capita
3-7	\$ 8,622,721	2,472	\$ 3,488
0-2	\$ 18,773,141	5,343	\$ 3,514
8-12	\$ 335	1	\$ 335
<b>Total</b>	<b>\$ 27,396,197</b>	<b>7,816</b>	<b>\$ 3,505</b>

Ethnicity	Paid in FY24	# of consumers	Per Capita
Hispanic	\$ 14,107,544	3,958	\$ 3,564
White	\$ 5,396,908	1,489	\$ 3,625
Other	\$ 5,116,236	1,636	\$ 3,127
Asian	\$ 1,460,319	327	\$ 4,466
African American	\$ 1,315,190	406	\$ 3,239
<b>Total</b>	<b>\$ 27,396,197</b>	<b>7,816</b>	<b>\$ 3,505</b>

Diagnosis	Paid in FY24	# of consumers	Per Capita
No Diagnosis	\$ 22,396,618	6,935	\$ 3,230
AU	\$ 3,428,094	668	\$ 5,132
ID	\$ 1,394,623	181	\$ 7,705
CP	\$ 83,473	9	\$ 9,275
OD	\$ 37,104	13	\$ 2,854
EP	\$ 56,284	10	\$ 5,628
<b>Total</b>	<b>\$ 27,396,197</b>	<b>7,816</b>	<b>\$ 3,505</b>

Location	Paid in FY24	# of consumers	Per Capita
SFV	\$ 16,013,113	3,867	\$ 4,141
AV	\$ 3,897,201	1,108	\$ 3,517
Closed/Inactive	\$ 3,795,424	1,745	\$ 2,175
SCV	\$ 2,604,628	694	\$ 3,753
Provisional/ESC/IRT	\$ 1,085,831	402	\$ 2,701
<b>Total</b>	<b>\$ 27,396,197</b>	<b>7,816</b>	<b>\$ 3,505</b>

**Service Code 805 - Infant Development Program - FY25**

Age Groups	Paid in FY25	# of consumers	Per Capita
3-7	\$ 10,341,824	2,793	\$ 3,703
0-2	\$ 20,009,712	5,671	\$ 3,528
8-12	\$ -	-	#DIV/0!
<b>Total</b>	<b>\$ 30,351,536</b>	<b>8,464</b>	<b>\$ 3,586</b>

Ethnicity	Paid in FY25	# of consumers	Per Capita
Hispanic	\$ 16,219,369	4,419	\$ 3,670
White	\$ 6,307,349	1,659	\$ 3,802
Other	\$ 4,990,010	1,573	\$ 3,172
African American	\$ 1,573,182	473	\$ 3,326
Asian	\$ 1,261,626	340	\$ 3,711
<b>Total</b>	<b>\$ 30,351,536</b>	<b>8,464</b>	<b>\$ 3,586</b>

Diagnosis	Paid in FY25	# of consumers	Per Capita
No Diagnosis	\$ 25,204,364	7,555	\$ 3,336
AU	\$ 3,494,776	693	\$ 5,043
ID	\$ 1,449,343	185	\$ 7,834
CP	\$ 146,782	14	\$ 10,484
EP	\$ 43,331	5	\$ 8,666
OD	\$ 12,940	12	\$ 1,078
<b>Total</b>	<b>\$ 30,351,536</b>	<b>8,464</b>	<b>\$ 3,586</b>

Location	Paid in FY25	# of consumers	Per Capita
SFV	\$ 16,718,946	4,044	\$ 4,134
Closed/Inactive	\$ 4,910,876	2,040	\$ 2,407
AV	\$ 3,988,086	1,132	\$ 3,523
SCV	\$ 3,164,918	773	\$ 4,094
Provisional/ESC/IRT	\$ 1,568,710	475	\$ 3,303
<b>Total</b>	<b>\$ 30,351,536</b>	<b>8,464</b>	<b>\$ 3,586</b>

FY24 POS Expenditures up to December 2023  
**Data Collected February 2024**

FY25 POS Expenditures up to December 2024  
**Data Collected February 2025**

**Service Code 055 - Community Integration - FY24**

Age Groups	Paid in FY24	# of consumers	Per Capita
24-39	\$ 13,772,031	1,210	\$ 11,382
18-23	\$ 4,949,520	501	\$ 9,879
40-59	\$ 2,309,124	201	\$ 11,488
60-plus	\$ 318,587	29	\$ 10,986
13-17	\$ 12,800	5	\$ 2,560
<b>Total</b>	<b>\$ 21,362,061</b>	<b>1,946</b>	<b>\$ 10,977</b>

Ethnicity	Paid in FY24	# of consumers	Per Capita
Hispanic	\$ 9,063,901	833	\$ 10,881
White	\$ 6,959,944	610	\$ 11,410
Asian	\$ 1,876,814	162	\$ 11,585
African American	\$ 2,073,181	218	\$ 9,510
Other	\$ 1,388,222	123	\$ 11,286
<b>Total</b>	<b>\$ 21,362,061</b>	<b>1,946</b>	<b>\$ 10,977</b>

Diagnosis	Paid in FY24	# of consumers	Per Capita
ID	\$ 9,786,095	891	\$ 10,983
AU	\$ 9,856,728	894	\$ 11,025
OD	\$ 927,714	97	\$ 9,564
CP	\$ 568,218	42	\$ 13,529
EP	\$ 223,305	22	\$ 10,150
<b>Total</b>	<b>\$ 21,362,061</b>	<b>1,946</b>	<b>\$ 10,977</b>

Location	Paid in FY24	# of consumers	Per Capita
SFV	\$ 13,486,025	1,172	\$ 11,507
AV	\$ 4,046,645	430	\$ 9,411
SCV	\$ 3,661,856	311	\$ 11,774
Closed/Inactive	\$ 41,867	19	\$ 2,204
Provisional/ESC/IRT	\$ 125,669	14	\$ 8,976

**Service Code 055 - Community Integration - FY25**

Age Groups	Paid in FY25	# of consumers	Per Capita
24-39	\$ 17,528,732	1,344	\$ 13,042
18-23	\$ 5,314,415	536	\$ 9,915
40-59	\$ 3,086,192	239	\$ 12,913
60-plus	\$ 402,048	32	\$ 12,564
13-17	\$ 8,049	2	\$ 4,025
<b>Total</b>	<b>\$ 26,339,437</b>	<b>2,153</b>	<b>\$ 12,234</b>

Ethnicity	Paid in FY25	# of consumers	Per Capita
Hispanic	\$ 11,571,637	952	\$ 12,155
White	\$ 8,001,101	648	\$ 12,347
African American	\$ 2,722,715	247	\$ 11,023
Asian	\$ 2,217,838	173	\$ 12,820
Other	\$ 1,826,144	133	\$ 13,730
<b>Total</b>	<b>\$ 26,339,437</b>	<b>2,153</b>	<b>\$ 12,234</b>

Diagnosis	Paid in FY25	# of consumers	Per Capita
AU	\$ 12,228,304	1,002	\$ 12,204
ID	\$ 12,084,628	972	\$ 12,433
OD	\$ 1,195,402	128	\$ 9,339
CP	\$ 632,794	35	\$ 18,080
EP	\$ 198,308	16	\$ 12,394
<b>Total</b>	<b>\$ 26,339,437</b>	<b>2,153</b>	<b>\$ 12,234</b>

Location	Paid in FY25	# of consumers	Per Capita
SFV	\$ 16,186,124	1,270	\$ 12,745
AV	\$ 5,565,589	506	\$ 10,999
SCV	\$ 4,334,174	340	\$ 12,748
Closed/Inactive	\$ 36,453	20	\$ 1,823
Provisional/ESC/IRT	\$ 217,097	17	\$ 12,770

**Total**                    **\$ 21,362,062**                    **1,946 \$ 10,977**

FY24 POS Expenditures up to December 2023  
**Data Collected February 2024**

**Total**                    **\$ 26,339,437**                    **2,153 \$ 12,234**

FY25 POS Expenditures up to December 2024  
**Data Collected February 2025**

**Service Code 605-Adaptive Skills Training - FY24**

Age Groups	Paid in FY24	# of consumers	Per Capita
18-23	\$ 5,766,208	661	\$ 8,723
24-39	\$ 4,620,128	349	\$ 13,238
13-17	\$ 3,578,629	610	\$ 5,867
8-12	\$ 2,002,419	346	\$ 5,787
3-7	\$ 789,902	184	\$ 4,293
40-59	\$ 614,105	41	\$ 14,978
60-plus	\$ 9,298	4	\$ 2,324
0-2	\$ -	1	\$ -
<b>Total</b>	<b>\$ 17,380,689</b>	<b>2,196</b>	<b>\$ 7,915</b>

Ethnicity	Paid in FY24	# of consumers	Per Capita
Hispanic	\$ 7,949,385	1,046	\$ 7,600
White	\$ 5,820,618	647	\$ 8,996
Asian	\$ 1,334,621	170	\$ 7,851
African American	\$ 1,217,551	176	\$ 6,918
Other	\$ 1,058,514	157	\$ 6,742
<b>Total</b>	<b>\$ 17,380,689</b>	<b>2,196</b>	<b>\$ 7,915</b>

Diagnosis	Paid in FY24	# of consumers	Per Capita
AU	\$ 10,882,642	1,388	\$ 7,841
ID	\$ 5,215,734	602	\$ 8,664
OD	\$ 719,634	129	\$ 5,579
CP	\$ 334,738	34	\$ 9,845
EP	\$ 181,867	20	\$ 9,093
No Diagnosis	\$ 46,074	23	\$ 2,003
<b>Total</b>	<b>\$ 17,380,689</b>	<b>2,196</b>	<b>\$ 7,915</b>

Location	Paid in FY24	# of consumers	Per Capita
SFV	\$ 11,804,611	1,319	\$ 8,950

**Service Code 605-Adaptive Skills Training - FY25**

Age Groups	Paid in FY25	# of consumers	Per Capita
18-23	\$ 5,623,692	636	\$ 8,842
24-39	\$ 4,336,395	325	\$ 13,343
13-17	\$ 3,089,261	522	\$ 5,918
8-12	\$ 2,071,511	367	\$ 5,644
3-7	\$ 793,246	178	\$ 4,456
40-59	\$ 598,456	38	\$ 15,749
0-2	\$ 375	1	\$ 375
60-plus	\$ -	-	#DIV/0!
<b>Total</b>	<b>\$ 16,512,935</b>	<b>2,067</b>	<b>\$ 7,989</b>

Ethnicity	Paid in FY25	# of consumers	Per Capita
Hispanic	\$ 7,050,336	978	\$ 7,209
White	\$ 5,775,254	605	\$ 9,546
Asian	\$ 1,425,989	165	\$ 8,642
African American	\$ 1,239,501	176	\$ 7,043
Other	\$ 1,021,854	143	\$ 7,146
<b>Total</b>	<b>\$ 16,512,935</b>	<b>2,067</b>	<b>\$ 7,989</b>

Diagnosis	Paid in FY25	# of consumers	Per Capita
AU	\$ 10,415,414	1,350	\$ 7,715
ID	\$ 4,836,450	529	\$ 9,143
OD	\$ 759,998	124	\$ 6,129
CP	\$ 291,190	29	\$ 10,041
EP	\$ 149,537	16	\$ 9,346
No Diagnosis	\$ 60,346	19	\$ 3,176
<b>Total</b>	<b>\$ 16,512,935</b>	<b>2,067</b>	<b>\$ 7,989</b>

Location	Paid in FY25	# of consumers	Per Capita
SFV	\$ 10,490,389	1,207	\$ 14,067



SCV	\$ 2,520,209	334	\$ 7,546
AV	\$ 2,843,517	482	\$ 5,899
Provisional/ESC/IRT	\$ 174,917	45	\$ 3,887
Closed/Inactive	\$ 37,435	16	\$ 2,340
<b>Total</b>	<b>\$ 17,380,689</b>	<b>2,196</b>	<b>\$ 7,915</b>

SCV	\$ 3,070,706	329	\$ 12,783
AV	\$ 2,601,987	458	\$ 8,957
Provisional/ESC/IRT	\$ 305,912	52	\$ 7,397
Closed/Inactive	\$ 43,941	21	\$ 3,957
<b>Total</b>	<b>\$ 16,512,935</b>	<b>2,067</b>	<b>\$ 7,989</b>

FY24 POS Expenditures up to December 2023  
**Data Collected February 2024**

FY25 POS Expenditures up to December 2024  
**Data Collected February 2025**



# North Los Angeles County Regional Center

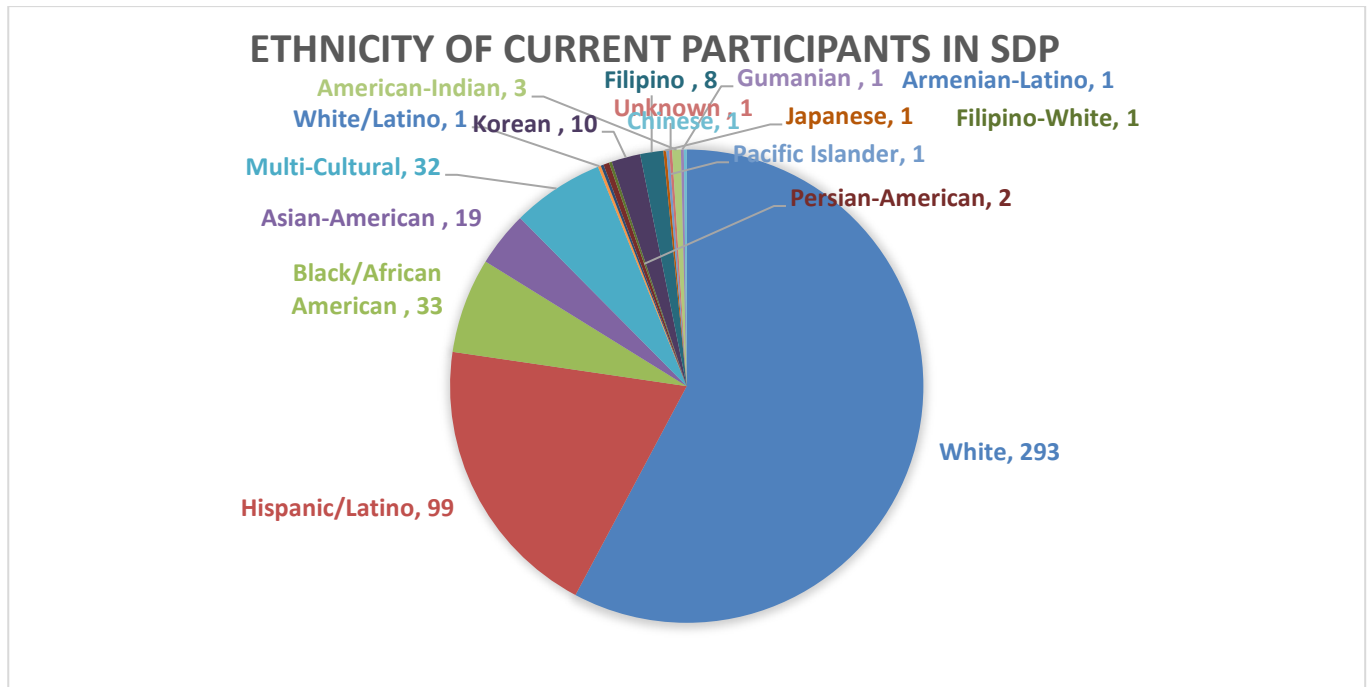
Main 818-778-1900 • Fax 818-756-6140 | 9200 Oakdale Avenue #100, Chatsworth, CA 91311 | www.nlacrc.org

## Self Determination Program Report - Implementation Updates

February 1, 2025

### North Los Angeles County Regional Center Statistics

- Participants have completed Orientation from 2019-Present: **1,081** (increased by 40)
- Total number of budgets that are certified: **583** (increased by 17)
- Total number of spending plans that are approved: **507**
- Total number of spending plans in progress: **79**
- Total number of PCP's completed: **519** (increased by 12)
- Total number of participants that did not continue after receiving budget: **3**
- Total number of participants that have opted out of SDP: **8**
- Total number of Inter-Regional Center Transfers (out): **7**
- Participants that have fully transitioned into SDP with approved spending plans and active SDP IPPs: **507** (12 transition)



### Transitions based on ethnicity:

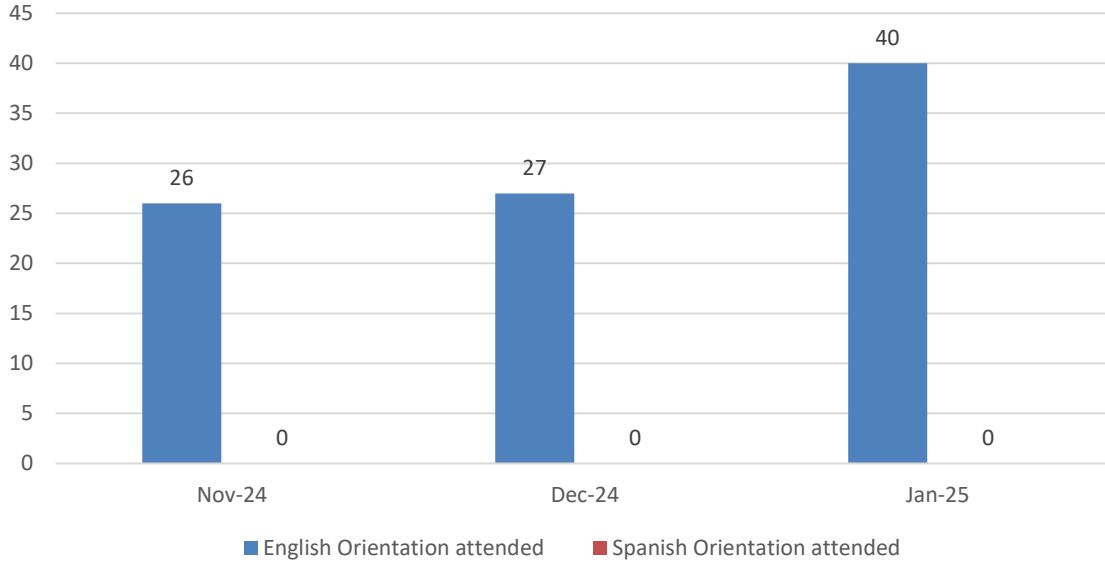
- White: 8
- Latino/Hispanic: 1
- African American: 2
- American Indian: 1



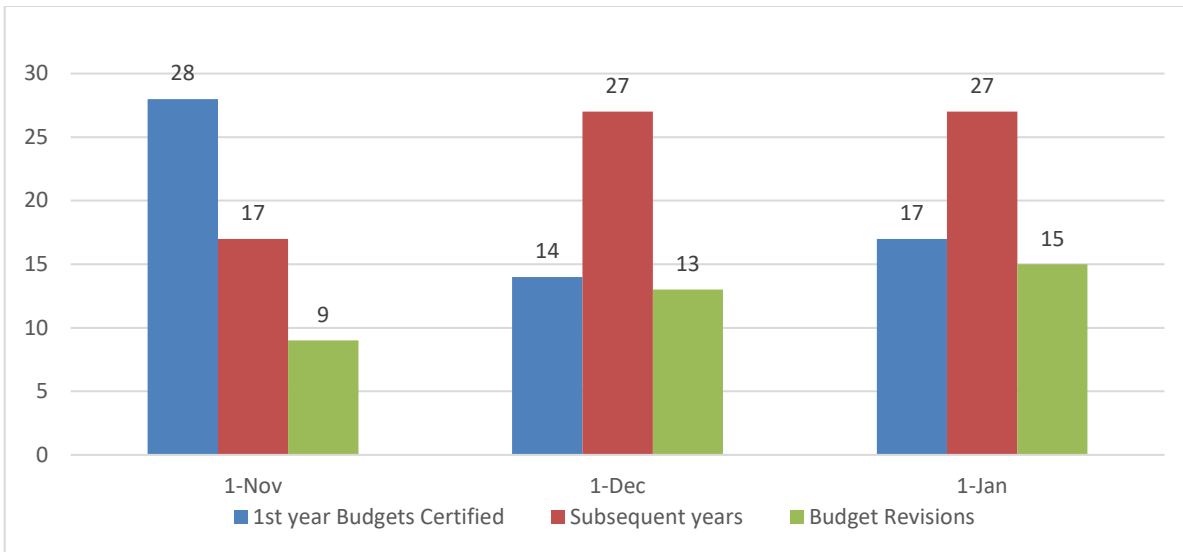
# North Los Angeles County Regional Center

Main 818-778-1900 • Fax 818-756-6140 | 9200 Oakdale Avenue #100, Chatsworth, CA 91311 | [www.nlacrc.org](http://www.nlacrc.org)

## Monthly Participants Attending SDP Orientation



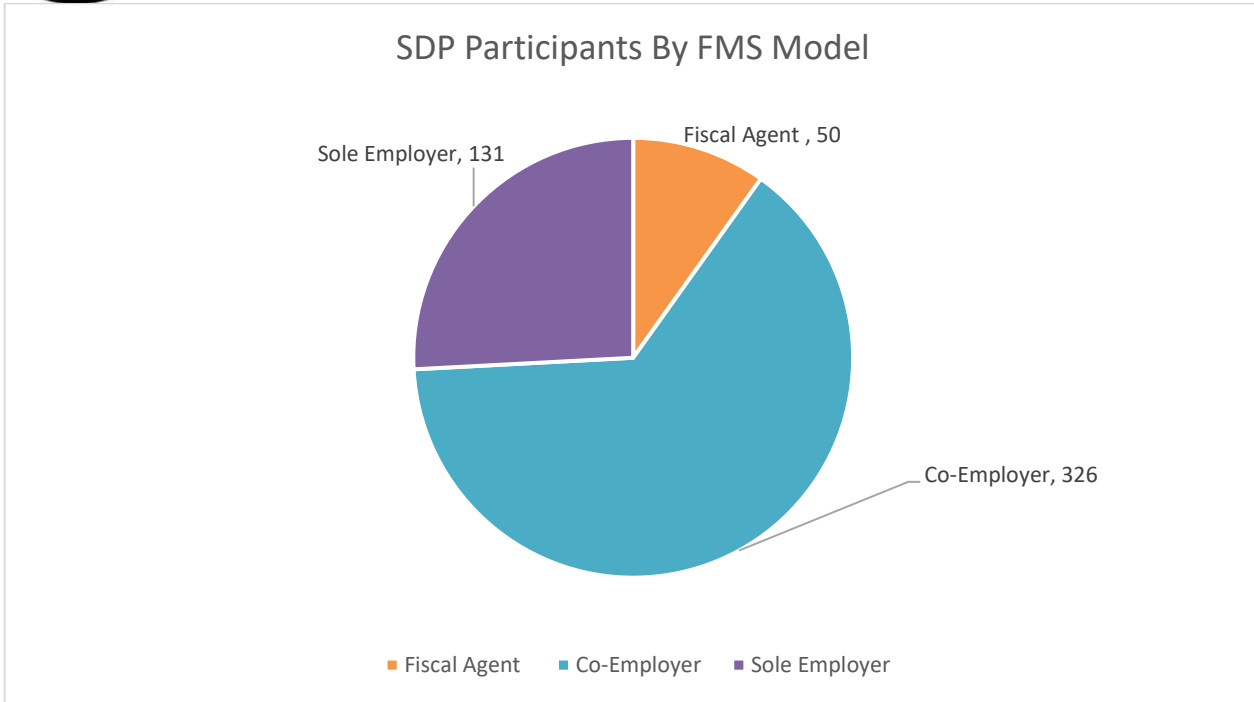
## Monthly Budgets Certified





# North Los Angeles County Regional Center

Main 818-778-1900 • Fax 818-756-6140 | 9200 Oakdale Avenue #100, Chatsworth, CA 91311 | [www.nlacrc.org](http://www.nlacrc.org)

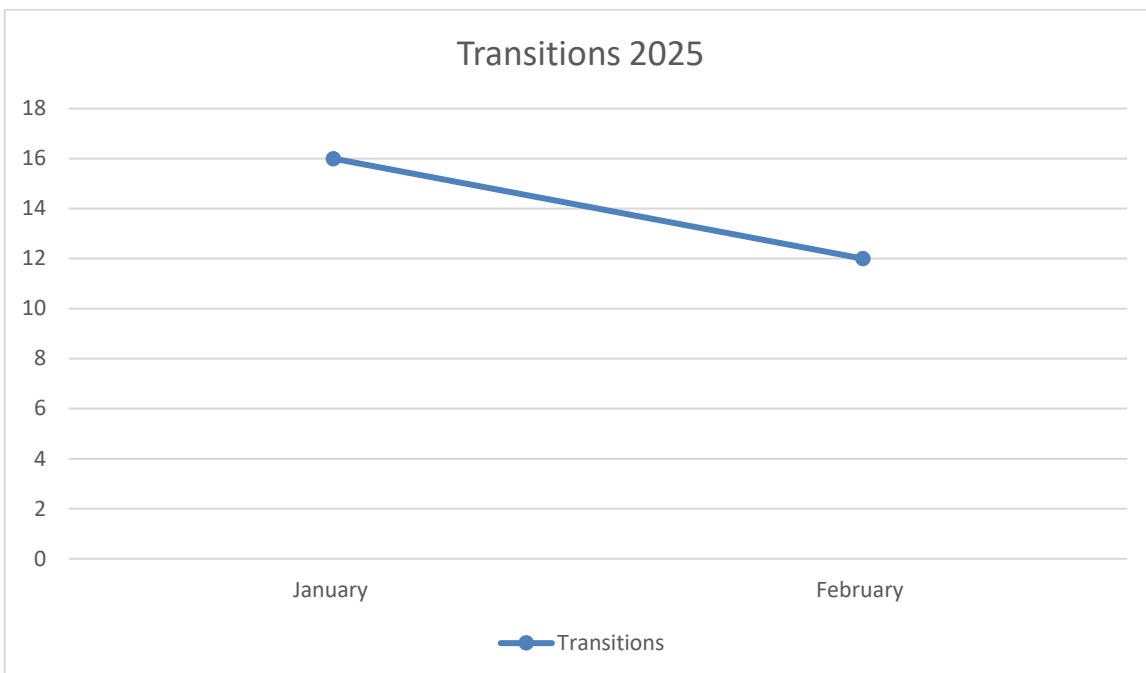


#### Transitions this month:

**Bill Payer: 1**

**Co-Employer: 10**

**Sole Employer: 1**



**Total transitions this year: 28**

*Supporting people with developmental disabilities in the San Fernando, Santa Clarita, and Antelope Valleys since 1974*



# North Los Angeles County Regional Center

Main 818-778-1900 • Fax 818-756-6140 | 9200 Oakdale Avenue #100, Chatsworth, CA 91311 | [www.nlacrc.org](http://www.nlacrc.org)

## *NLACRC Implementation Updates/ information:*

- SDP Orientation is available:
  1. Through State Council <https://scdd.ca.gov/sdp-orientation/>
  2. Virtual through NLACRC on the 1st Monday of the month in English and 3<sup>rd</sup> Monday of the month in Spanish (unless there is a holiday, day may change).  
RSVP: [selfdetermination@nlacrc.org](mailto:selfdetermination@nlacrc.org)
    - Next Virtual Orientation meetings:
      - Monday March 3, 2025 (English) from 9AM-12:00PM
      - Monday March 17, 2025 (Spanish) from 9AM-12:00PM
- Self Determination Support Group – March 5, 2025 at 4:30pm via Zoom. [Meeting Registration - Zoom](#)
- SDP Local Volunteer Advisory Committee- Thursday March 20 from 6:30PM-8:30PM
  - The meeting will be held virtually. The Zoom link can be found on NLACRC’s calendar [Self Determination Local Advisory Committee Meeting | Calendar of Events | NLACRC](#)  
Everyone is welcomed to attend meetings!
- Support for participants and families: NLACRC has coaches available to support with SDP transition process or if you are in the program and need assistance. Ask your CSC for a referral.
  - AACcolades
  - Claudia Cares Consulting
  - HelpGrow Freedom
  - Integrated Community Collaborative (ICC)
- NLACRC & SDP Local Volunteer Advisory Committee Best Practices Subcommittee
  - The Best Practices Subcommittee is reviewing workflows and processes related to NLACRC’s implementation of Self Determination. The committee meets monthly.

## *Resources:*

- Disability Voices United – SDP Connect Meetings (Every other Wednesday at 4:30-6pm) [Upcoming Events | Disability Voices United](#)
- Self Determination Program Service Definitions:  
[https://www.dds.ca.gov/wp-content/uploads/2019/05/SDP\\_Service\\_Definitions.pdf](https://www.dds.ca.gov/wp-content/uploads/2019/05/SDP_Service_Definitions.pdf)

FMS Agencies	Model	Language Spoken:	Accepting participants?	Employee Burden Cost	Budget Limits	Contact Info
Ace	Bill Payer, Co-Employer, Sole Employer	English & Farsi	Yes, Free consultation available to prospective clients.	24.86% Co-employer 15.68% Sole Employer	Max budget: \$120,000	Phone: 833-4-ACE FMS (833-422-3367), Option 1 <a href="mailto:Info@acefms.com">Info@acefms.com</a>  Web: <a href="http://AceFMS.com">Http://AceFMS.com</a>
Action	Bill Payer, Co-Employer, Sole Employer	English & Spanish	Yes, new clients call and leave message or fill out a <a href="#">contact us</a> request on the website.	25%-Co-employer 17% Sole Employer	No budget limits	Main office: (310) 867-8882 Website: <a href="http://actionfms.com">actionfms.com</a> Email: <a href="mailto:contact@actionfms.com">contact@actionfms.com</a>
Acumen	Bill Payer, Sole Employer	English & Spanish But have translators for other languages.	Yes. Consult required and it may take up to 2 months to transition.	21.25%	\$200,000	Yvette Torres (424) 210-8810 <a href="mailto:yvettet@acumen2.net">yvettet@acumen2.net</a>
Aveanna	Bill Payer and Co-Employer (with nursing through home health agency only)	English, Spanish, Vietnamese, Cantonese, Mandarin and Trieu Chau	Consult required. Date to be given my FMS agency.	17.37%	Anything above \$150,000 requires additional review. They have a "hard limit" of \$200,00.000 annually.	(866) 979-1182 <a href="mailto:fmsinfo@aveanna.com">fmsinfo@aveanna.com</a>
Cambrian	Bill Payer, Co- Employer	English, Spanish, Vietnamese, Tagalog, Farsi	Yes	22.20%	Budgets over \$120,000 require review.	David Ellis (562) 498-1800 Ext. 2231 <a href="mailto:davide@cfms1.com">davide@cfms1.com</a>
Casa Fiscal/Essential Pay	Bill Payer, Co-employer	English, Spanish, Mandarin	No	19.15%	None	(510) 336-2900 (833) 268-8530 <a href="mailto:contact@essentialpay.com">contact@essentialpay.com</a>

FACT	Bill Payer, Co-Employer, Sole Employer	English	Waiting list	20%	Unknown	(310) 475-9629 <a href="mailto:FMS@factfamily.org">FMS@factfamily.org</a>
FMS Pay LLC	Bill Payer	English Spanish Translation available for other languages		N/A	No budget limit	Phone: (858) 281-5910 Website: <a href="http://www.myfmspay.com">www.myfmspay.com</a> <a href="mailto:connect@fmspay.com">connect@fmspay.com</a>
GT Independence	Bill Payer, Sole Employer, Co- Employer	All Languages are supported to assist Individuals in the language of their choice	Require a certified budget & spending plan draft to start onboarding process.	Co-employer 24%  Sole Employer- 18%  All FMS models- Non-payroll burden 1%	None	Elva Chavez  (877) 659-4500  <a href="mailto:tjones@gtindependence.com">tjones@gtindependence.com</a>
Mains'l	Bill Payer, Sole Employer, and Co- employer	English & Spanish	Require certified budget & spending plan draft to start onboarding process.	17.23% for Sole Employer  17.13% for Co- employer	None	Jason Bergquist  (866) 767-4296  <a href="mailto:jmbergquist@mainsl.com">jmbergquist@mainsl.com</a>
Ritz	Bill Payer, Co-Employer	English, Spanish & Mandarín	New clients- visit website to fill out an inquiry form. Waitlist-June 2024	18.90%	\$120,000	Website: <a href="http://Ritzfms.com">Ritzfms.com</a>  Kitleng Pui <a href="mailto:kpui@ritzvocational.com">kpui@ritzvocational.com</a>  (626)-600-4703
SequoiaSD, Inc.	Bill Payer, Co-Employer, Sole Employer	English, Spanish, Translation available for other languages	Yes, but have certified budget.	20.64%	\$250,000	Website: <a href="http://sequoiasd.com">sequoiasd.com</a>  <a href="mailto:sequoiaenrollment@sequoiasd.com">sequoiaenrollment@sequoiasd.com</a>

**LOS ANGELES COUNTY REGIONAL CENTER  
Board Member Reporting Out Form**

**Name:** Robin Monroe  
**Meeting:** SDLVAC  
**Date of Meeting:** January 16, 2025

<b>1.</b>	<b>Number of Attendees</b>	21
<b>2.</b>	<b>Public Input:</b>	<p><b>*Lori shared:</b>  3 board members resigned at the beginning of the Board Meeting.</p> <p>NLA SDP Email: <a href="mailto:selfdetermination@nlacrc.org">selfdetermination@nlacrc.org</a>  NLACRC website: <a href="http://www.nlacrc.org">www.nlacrc.org</a>  NLACRC SDLAC Email: <a href="mailto:nlacrcsdlac@gmail.com">nlacrcsdlac@gmail.com</a>  SDP Coaching  Claudia Cares-<a href="https://www.claudiacares.com/">https://www.claudiacares.com/</a>  The Legacy Center-<a href="https://www.thelcnnet.com/">https://www.thelcnnet.com/</a></p> <p>SDP DVU Connect <a href="#">Self-Determination   Disability Voices United</a>  NLACRC Support Group- 1st Wednesday of the month.  IF Round Table- 2nd Thurs of the month  NLACRC SDLAC Self-Governance Document- <a href="https://www.nlacrc.org/wp-content/uploads/2024/11/NLACRC-SDLAC-Self-Governance-8-17-23-SIGNED.pdf">https://www.nlacrc.org/wp-content/uploads/2024/11/NLACRC-SDLAC-Self-Governance-8-17-23-SIGNED.pdf</a></p> <p>Cal HHS Master Plan <a href="#">Master Plan for Developmental Services - California Health and Human Services</a></p> <p>Notice of Data Incident <a href="https://www.nlacrc.org/notice-of-data-incident-aviso-de-incidente-de-datos/">https://www.nlacrc.org/notice-of-data-incident-aviso-de-incidente-de-datos/</a></p> <p><b>Statewide SSDAC meeting February 19<sup>th</sup></b> <a href="#">Statewide Self-Determination Advisory Committee   SCDD</a></p> <p><b>*Lia Cervantes Lerma SDCC</b>  If you have any questions about SDP or any other Regional Center matter, contact them at (818)543-4631  SCDD Statewide Trainings Mondays at 10:00am available in English and Spanish separately</p> <p><b>*Jordan</b>  Shared benefit concert for the fires. January 30, 2025  Rockin Resource Fair -We Rock the Spectrum Balboa Park January 19, 2025</p>
<b>3.</b>	<b>Points of Discussion:</b>	Note taking for the SDLAC meetings are done by Zoom-AI. We will now have summaries versus minutes.



4.	<b>Reported out to Committee/Meeting:</b>	<p>RFP funds</p> <ul style="list-style-type: none"> <li>-2024 funds going to the end March 2025, working on getting any leftover funds encumbered.</li> <li>-2025 funds start 2.1.2025 about \$130,000.</li> <li>One outstanding RFP for IF coaching</li> <li>-2026 had error and update to come.</li> </ul> <p>All 21 Regional Centers received a \$362,000 incentive for completing SANDIS Data entry project, NLACRC still working on what funds will be used for.</p> <p>Met with ED, Angela Pau-Johnson Discussed SDP Centralization, Website feedback and accountability, Angela also joined Best Practice meeting.</p> <p>Participant Directed Services (PDS) is available via Aveanna through, Out of Area courtesy vendorization.</p> <p>SCDD Update, still looking for committee member. NLACRC still has opening for committee member.</p>
5.	<b>Area of Concerns:</b>	<p>FMS issues-lack of communication and customer service. Case Management taking too long creating budgets. Workload issues still affecting timelines. GTI still taking 1% regardless of Directive.</p>
6.	<b>Action Items:</b>	<p>Committee Centered Plan 2024-2025</p> <p>Goals:</p> <ol style="list-style-type: none"> <li>1. SDP Process review and update</li> <li>2. Increase Self-Advocates involvement.</li> <li>3. Training</li> <li>4. Increased Communication</li> <li>5. Increase Advisory role to the Board.</li> <li>6. FMS experience list for Ombudsperson</li> </ol>
7.	<b>Questions for the Board:</b>	None
8.	<b>Miscellaneous</b>	<p>206 new SDP participants in 2024</p> <p>SDLAC meeting for June 18th due to the Juneteenth holiday.</p> <p>DVU SDP books can be offered to members of the SDP support group</p>

**North Los Angeles County Regional Center  
SEMI-ANNUAL DIAGNOSTIC REPORT**

**July 1, 2024 - December 31, 2024**

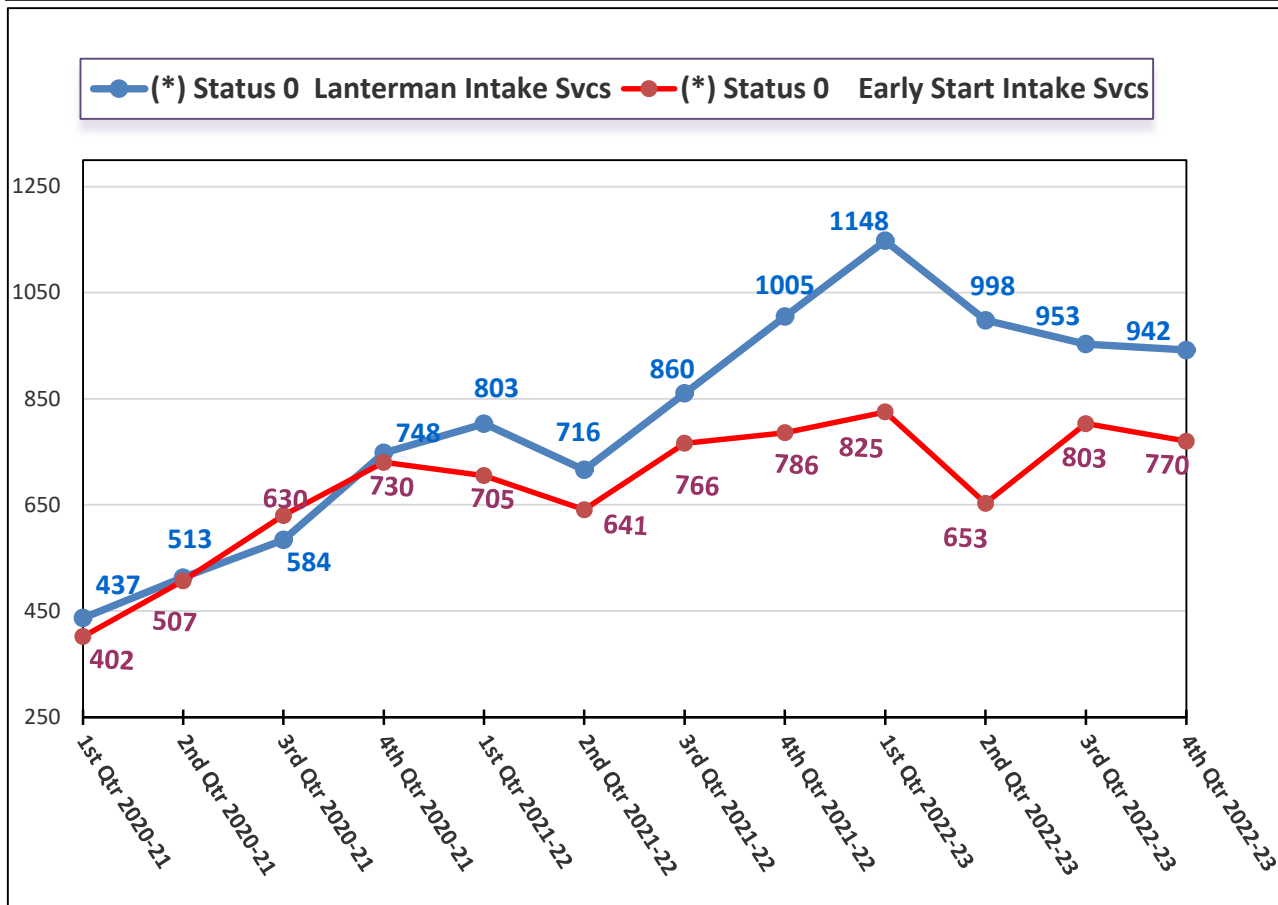
<b>Fiscal Year</b>	<b>I/D Only</b>	<b>Autism</b>	<b>C/P</b>	<b>Epilepsy</b>	<b>Other D/D</b>	<b>E/S Status 1,2</b>	<b>Total</b>
<b>1st Qtr FY 2024-25 (July-September)</b>	8183	17076	507	233	1458	3786	31,243
<b>2nd Qtr FY 2024-25 (October-December)</b>	8128	16891	500	236	1487	3676	30,918

<b>2nd Quarter FY 2045-25</b>	<b>I/D Only</b>	<b>Autism</b>	<b>C/P</b>	<b>Epilepsy</b>	<b>Other D/D</b>	<b>E/S Status 1,2</b>	<b>Total</b>
<b>San Fernando Office</b>	4520	9965	318	133	643	2178	<b>17,757</b>
<b>Antelope Valley Office</b>	2846	4374	116	79	723	865	<b>9,003</b>
<b>Santa Clarita Office</b>	762	2552	66	24	121	633	<b>4,158</b>
<b>Total</b>	8128	16891	500	236	1487	3676	<b>30,918</b>

The total number includes only Status 1 & 2 for Early Start and Lanterman consumers. It does not include Intake numbers and others (DC, pending transfers. Enhanced Case Management. etc)

North Los Angeles County Regional Center  
**1st QUARTER INTAKE SERVICES FOR FY 2023-24**  
 July 1, 2023 through September 30, 2023

Fiscal Year	(*) Status 0 Lanterman Intake Svcs	(*) Status 0 Early Start Intake Svcs	(*) Total
1st Qtr 2020-21	437	402	839
2nd Qtr 2020-21	513	507	1,020
3rd Qtr 2020-21	584	630	1,214
4th Qtr 2020-21	748	730	1,478
1st Qtr 2021-22	803	705	1,508
2nd Qtr 2021-22	716	641	1,357
3rd Qtr 2021-22	860	766	1,626
4th Qtr 2021-22	1005	786	1,791
1st Qtr 2022-23	1148	825	1,973
2nd Qtr 2022-23	998	653	1,651
3rd Qtr 2022-23	953	803	1,756
4th Qtr 2022-23	942	770	1,712



**(\*) These monthly numbers include accumulative intake cases from previous months**

**Source: NLACRC Monthly Statistics Report**

**Welfare and Institutions Code Section 4731 Consumers' Rights Complaints Survey**  
**Fiscal Year 2024-2025**

The purpose of this survey is to obtain information on Welfare and Institutions (W&I) Code section 4731 consumers' rights complaints. This information is used to meet the requirements of W&I Code section 4519.2(c), which requires the Department of Developmental Services (Department) to update the Legislature annually with the number of complaints filed at each regional center, to include the following information:

1. The subject matter of complaints filed (see subject matter codes and descriptions).
  2. How complaints were resolved (see resolution codes and descriptions).
  3. The timeframe within which resolutions to those complaints were provided by the regional center.
  4. Demographic information, as identified by the Department, about consumers on whose behalf the complaint was filed.
- Note: Demographic information is not required to complete the survey.**

Record information for all W&I Code section 4731 complaints filed with the regional center during the reporting quarter. Please refer to the Instructions tab prior to completing the survey.

Regional Center		NLACRC				Date	10/15/2024					
Contact Person		Dana Lawrence		Email Address	dlawrence@nlacrc.org		Phone Number	818-756-6394				
Consumer UCI	Consumer Initials	Information Not Required				Date Complaint Received by Regional Center	Date Proposed Resolution Sent to Consumer	Subject Matter of Complaint (List each issue identified in the complaint) <i>To add more rows, click the (*) icon located in the left margin</i>	Subject Code	How Complaint was Resolved (List how each issue in "Subject Matter of Complaint" was resolved)	Resolution Code	Root Cause of Complaint (Provide a brief description of each subject matter)
		Date of Birth	Age at the Time Complaint Received by Regional Center <small>(Age will auto-populate when columns C and G are entered)</small>	Ethnicity	Primary Language of Consumer							
[REDACTED]	[REDACTED]					5/31/2024	7/2/2024	1. IPP Development/Implementation	1	No violation identified	7	Parent of unconserved adult alleged NLACRC did not locate placement within a reasonable amount of time.
								2. Service Related	8	Complaint was out-of-scope of W&I §4731	9	Parent of unconserved adult alleged NLACRC did not provide requested services.
								3. Service Coordination	5	Training was provided to regional center and/or vendor staff	4	Parent of unconserved adult alleged NLACRC did not notify of permanent change in CSC.
								4. Vendor Requirements	9	No violation identified	7	Parent of unconserved adult alleged Smith Adult Home failed to manage consumer's wellbeing.
								5. Vendor Requirements	9	No violation identified	7	Parent of unconserved adult alleged Smith Adult Home Administrator psychologically and verbally abused consumer.
								6. Vendor Requirements	9	Complaint was out-of-scope of W&I §4731	9	Parent of unconserved adult alleged Smith Adult Home Administrators displayed bad temper and used intimidation tactics against consumer's parent.
								7. IPP Development/Implementation	1	Training was provided to regional center and/or vendor staff	4	Although not alleged, during course of investigation it was determined that NLACRC failed to hold a quarterly IPP meeting as required by statute.
								8.				
								9.				
								10.				
								11.				
								12.				
								13.				
								14.				
								15.				
[REDACTED]	[REDACTED]					6/4/2024	7/1/2024	1. IPP Development/Implementation	1	Training was provided to regional center and/or vendor staff	4	Parent alleged NLACRC failed to process a service request in a timely manner.
								2. Notice of Proposed Action	2	Training was provided to regional center and/or vendor staff	4	Although not alleged, during course of investigation it was determined that NLACRC failed to issue a timely NOA.
								3.				
								4.				
								5.				
								6.				
								7.				
								8.				
								9.				
								10.				
								11.				
								12.				

						13.				
						14.				
						15.				
				6/7/2024	7/8/2024	1. Service Coordination	5	No violation identified	7	Parent alleged NLACRC failed to transition consumer into SDP in a timely manner.
						2. Service Coordination	5	Training was provided to regional center and/or vendor staff	4	Parent alleged NLACRC failed to provide meaningful support with request for social recreational services.
						3. IPP Development/Implementation	1	Training was provided to regional center and/or vendor staff	4	Although not alleged, during course of investigation it was determined that NLACRC failed to reconvene as required by statute.
						4. Notice of Proposed Action	2	Training was provided to regional center and/or vendor staff	4	Although not alleged, during course of investigation it was determined that NLACRC failed to provide a NOA within statutory timeline.
						5.				
						6.				
						7.				
						8.				
						9.				
						10.				
						11.				
						12.				
						13.				
						14.				
						15.				
				6/10/2024	7/10/2024	1. Service Related	8	Complaint was out-of-scope of W&I §4731	9	Advocate alleged NLACRC failed to authorize requested service/support.
						2. Notice of Proposed Action	2	Training was provided to regional center and/or vendor staff	4	Although not alleged, during course of investigation it was determined NLACRC failed to issue a NOA in a timely manner.
						3. IPP Development/Implementation	1	Training was provided to regional center and/or vendor staff	4	Although not alleged, during course of investigation it was determined that NLACRC failed to reconvene as required by statute.
						4.				
						5.				
						6.				
						7.				
						8.				
						9.				
						10.				
						11.				
						12.				
						13.				
						14.				
						15.				
						1. Service Related	8	Complaint was out-of-scope of W&I §4731	9	Parent alleged NLACRC denied regional center eligibility in error.
						2.				
						3.				
						4.				
						5.				
						6.				
						7.				

					6/26/2024	7/24/2024	8.							
							9.							
							10.							
							11.							
							12.							
							13.							
							14.							
							15.							
					7/2/2024	7/31/2024	1.	Vendor Requirements	9	No violation identified	7	Consumer alleged Pyles & Associates did not provide proper support's11 services.		
							2.	Vendor Requirements	9	No violation identified	7	Consumer alleged REM - Baird Home failed to provide the same support as other consumers received.		
							3.	Vendor Requirements	9	No violation identified	7	Consumer alleged REM - Baird Home Director violated consumer's rights by ignoring needs by refusing to allow another vendor to provide services in home.		
							4.							
							5.							
							6.							
							7.							
							8.							
							9.							
							10.							
							11.							
							12.							
							13.							
							14.							
							15.							
					7/10/2024	8/9/2024	1.	Service Coordination	5	No violation identified	7	Parent alleged NLACRC failed to transition consumer into SDP in a timely manner.		
							2.	IPP Development/Implementation	1	Training was provided to regional center and/or vendor staff	4	Parent alleged NLACRC has failed to respond to requests for service within a reasonable amount of time.		
							3.	Service Coordination	5	No violation identified	7	Parent alleged NLACRC failed to respond t request for a meeting to discuss SDP.		
							4.	Service Coordination	5	No violation identified	7	Parent alleged NLACRC has not provided case management support in over 6 months.		
							5.	Service Coordination	5	No violation identified	7	Parent alleged request for new CSC was ignored.		
							6.	Notice of Proposed Action	2	Training was provided to regional center and/or vendor staff	4	Although not alleged, during course of investigation it was determined that NLACRC failed to issue a timely NOA.		
							7.							
							8.							
							9.							
							10.							
							11.							
							12.							
							13.							
							14.							
							15.							
							1.	Service Coordination	5	No violation identified	7	Parent alleged NLACRC failed to complete reimbursement in a timely manner.		
							2.	IPP Development/Implementation	1	Training was provided to regional center and/or vendor staff	4	Although not alleged, during course of investigation it was determined NLACRC failed to issue a NOA in a timely manner.		

					7/18/2024	8/19/2024	3. IPP Development/Implementation	1	Training was provided to regional center and/or vendor staff	4	Although not alleged, during course of investigation it was determined NLACRC failed to reconvene as required by statute.
							4.				
							5.				
							6.				
							7.				
							8.				
							9.				
							10.				
							11.				
							12.				
							13.				
							14.				
							15.				
					7/19/2024	8/12/2024	1. Service Coordination	5	Complaint was out-of-scope of W&I §4731	9	Advocate alleged NLACRC failed to comply with mediation agreement. Advocate withdrew complaint
							2.				
							3.				
							4.				
							5.				
							6.				
							7.				
							8.				
							9.				
							10.				
							11.				
							12.				
							13.				
							14.				
							15.				
					7/26/2024	8/23/2024	1. Vendor Requirements	9	No violation identified	7	Parent alleged PathPoint did not reimburse consumer for work related expenses.
							2. Vendor Requirements	9	No violation identified	7	Parent alleged PathPoint did not inform consumer program was time limited.
							3. Vendor Requirements	9	Complaint was out-of-scope of W&I §4731	9	Parent alleged consumer had to repay an overpayment to non-vendored agency.
							4. Vendor Requirements	9	Complaint was out-of-scope of W&I §4731	9	Parent alleged PathPoint did not assist in resolving overpayment issue.
							5. Vendor Requirements	9	No violation identified	7	Parent alleged PathPoint was unable to locate job placement.
							6.				
							7.				
							8.				
							9.				
							10.				
							11.				
							12.				



						13.				
						14.				
						15.				
				8/2/2024	9/4/2024	1. Service Related	8	Complaint was out-of-scope of W&I §4731	9	Parent alleged NLACRC did not fund driver's training.
						2.				
						3.				
						4.				
						5.				
						6.				
						7.				
						8.				
						9.				
						10.				
						11.				
						12.				
						13.				
						14.				
						15.				
				8/7/2024	9/5/2024	1. Service Coordination	5	Training was provided to regional center and/or vendor staff	4	Parent/Conservator alleged NLACRC terminated services without notice. It was determined case management did not roll over services appropriately causing lapse in services.
						2.				
						3.				
						4.				
						5.				
						6.				
						7.				
						8.				
						9.				
						10.				
						11.				
						12.				
						13.				
						14.				
						15.				
						1. Provision of Records	4	No violation identified	7	Advocate alleged copy of IPP wasn't provided as requested.
						2. IPP Development/Implementation	1	Training was provided to regional center and/or vendor staff	4	Although not alleged, during course of investigation it was determined that NLACRC failed to conduct a timely IPP.
						3.				
						4.				
						5.				
						6.				
						7.				

				8/9/2024	9/9/2024	8.						
						9.						
						10.						
						11.						
						12.						
						13.						
						14.						
						15.						
				8/14/2024	8/28/2024	1. Notice of Proposed Action	2	No violation identified	7	Parent alleged NLACRC terminated service/support without notice. Parent withdrew complaint.		
						2.						
						3.						
						4.						
						5.						
						6.						
						7.						
						8.						
						9.						
						10.						
						11.						
						12.						
						13.						
						14.						
						15.						
				8/16/2024	9/4/2024	1. Vendor Requirements	9	No violation identified	7	Parent/Conservator alleged Mayall Home did not properly complete SIR.		
						2. Vendor Requirements	9	No violation identified	7	Parent/Conservator alleged Mayall Home splashed water on consumer as punishment.		
						3. Vendor Requirements	9	No violation identified	7	Parent/Conservator alleged Mayall Home failed to intervene when consumer engaged in SIB.		
						4.						
						5.						
						6.						
						7.						
						8.						
						9.						
						10.						
						11.						
						12.						
						13.						
						14.						
						15.						
						1. Service Related	8	Complaint was out-of-scope of W&I §4731	9	Parent alleged consumer's services were to be terminated.		
						2. Service Coordination	5	No violation identified	7	Parent alleged CSC failed to address social recreational needs.		

					8/20/2024	9/18/2024	3. Service Coordination	5	No violation identified	7	Parent alleged CSC failed to adequately and appropriately assess consumer.
							4.				
							5.				
							6.				
							7.				
							8.				
							9.				
							10.				
							11.				
							12.				
							13.				
							14.				
							15.				
					8/22/2024	9/19/2024	1. IPP Development/Implementation	1	No violation identified	7	Parent alleged CSC did not listen to her during IPP meeting.
							2. Service Coordination	5	Change in service coordinator occurred	2	Parent requested new CSC.
							3. IPP Development/Implementation	1	Training was provided to regional center and/or vendor staff	4	Although parent nor consumer were asked if they agreed to CSC conducting a consumer health review, parent was asked for detailed health information during IPP meeting.
							4.				
							5.				
							6.				
							7.				
							8.				
							9.				
							10.				
							11.				
							12.				
							13.				
							14.				
							15.				
					9/3/2024	9/26/2024	1. IPP Development/Implementation	1	No violation identified	7	Legal Guardian alleged NLACRC did not accurately memorialize consumer's family circumstance in IPP.
							2. Service Coordination	5	Complaint was out-of-scope of W&I §4731	9	Legal Guardian alleged CSC communicated personal opinions of legal guardian to DCFS.
							3. WIC 4502	6	No violation identified	7	Legal Guardian alleged NLACRC failed to report information regarding suspected sex trafficking.
							4.				
							5.				
							6.				
							7.				
							8.				
							9.				
							10.				
							11.				
							12.				

							13.				
							14.				
							15.				
					9/11/2024	9/26/2024	1. Service Related	8	No violation identified	7	Parent alleged NLACRC terminated services. Parent withdrew complaint.
							2.				
							3.				
							4.				
							5.				
							6.				
							7.				
							8.				
							9.				
							10.				
							11.				
							12.				
							13.				
							14.				
							15.				
					7/30/2024	8/28/2024	1. IPP Development/Implementation	1	No violation identified	7	Parent alleged NLACRC did not conduct IPP as required.
							2. Service Coordination	5	Complaint was out-of-scope of W&I §4731	9	Parent alleged NLACRC have been abusive to consumer's mother.
							3. Service Coordination	5	No violation identified	7	Parent alleged NLACRC is a danger to physically disabled population.
							4. WIC 4502	6	No violation identified	7	Parent alleged that NLACRC has been abusive toward consumer's father who is also a consumer.
							5.				
							6.				
							7.				
							8.				
							9.				
							10.				
							11.				
							12.				
							13.				
							14.				
							15.				
							1.				
							2.				
							3.				
							4.				
							5.				
							6.				
							7.				

**Welfare and Institutions Code Section 4731 Consumers' Rights Complaints Survey**

**Fiscal Year 2024-2025**

The purpose of this survey is to obtain information on Welfare and Institutions (W&I) Code section 4731 consumers' rights complaints. This information is used to meet the requirements of W&I Code section 4519.2(c), which requires the Department of Developmental Services (Department) to update the Legislature annually with the number of complaints filed at each regional center, to include the following information:

1. The subject matter of complaints filed (see subject matter codes and descriptions).
  2. How complaints were resolved (see resolution codes and descriptions).
  3. The timeframe within which resolutions to those complaints were provided by the regional center.
  4. Demographic information, as identified by the Department, about consumers on whose behalf the complaint was filed.
- Note: Demographic information is not required to complete the survey.**

Record information for all W&I Code section 4731 complaints filed with the regional center during the reporting quarter. Please refer to the Instructions tab prior to completing the survey.

Regional Center		NLACRC					Date	1/13/2025								
Contact Person		Dana Lawrence		Email Address	dlawrence@nlacrc.org		Phone Number	818-756-6394								
<i>Information Not Required</i>																
Consumer UCI	Consumer Initials	Date of Birth	Age at the Time Complaint Received by Regional Center <small>(Age will auto-populate when columns C and G are entered)</small>	Ethnicity	Primary Language of Consumer	Date Complaint Received by Regional Center	Date Proposed Resolution Sent to Consumer	Subject Matter of Complaint <small>(List each issue identified in the complaint)</small> <i>To add more rows, click the (+) icon located in the left margin</i>	Subject Code	How Complaint was Resolved <small>(List how each issue in "Subject Matter of Complaint" was resolved)</small>	Resolution Code	Root Cause of Complaint <small>(Provide a brief description of each subject matter)</small>				
								1. IPP Development/Implementation	1	Training was provided to regional center and/or vendor staff	4	Advocate alleged NLACRC developed IPP Addendum without consumer's input.				
								2.								
								3.								
								4.								
								5.								
								6.								
								7.								
								8.								
								9.								
								10.								
								11.								
								12.								
								13.								
								14.								
								15.								
																1. Vendor Requirements
2.																
3.																
4.																
5.																
6.																
7.																
8.																
9.																
10.																
11.																
12.																
13.																

						14.				
						15.				
				10/2/2024	10/30/2024	1. IPP Development/Implementation	1	Training was provided to regional center and/or vendor staff	4	Parent alleged NLACRC did not conduct IPP in a timely manner.
						2. Notice of Proposed Action	2	Training was provided to regional center and/or vendor staff	4	Although not alleged, during course of investigation it was determined a NOA was not sent in a timely manner.
						3.				
						4.				
						5.				
						6.				
						7.				
						8.				
						9.				
						10.				
						11.				
						12.				
						13.				
						14.				
						15.				
				10/2/2024	10/21/2024	1. Vendor Requirements	9	No violation identified	7	Advocate alleged vendor transported consumer in van with hazardous conditions.
						2. Vendor Requirements	9	No violation identified	7	Advocate alleged vendor had inadequate communication policies.
						3. Vendor Requirements	9	No violation identified	7	Advocate alleged vendor did not track work hours adequately.
						4.				
						5.				
						6.				
						7.				
						8.				
						9.				
						10.				
						11.				
						12.				
						13.				
						14.				
						15.				
				10/4/2024	11/1/2024	1. Vendor Requirements	9	No violation identified	7	Parent alleged SDP FMS refused to pay for services.
						2. IPP Development/Implementation	1	No violation identified	7	Parent alleged consumer's IPP has not been implemented.
						3. Service Coordination	5	Training was provided to regional center and/or vendor staff	4	Although not alleged, during course of investigation it was determined a violation to the right of service coordination occurred.
						4.				
						5.				
						6.				
						7.				
						8.				

									9.					
									10.					
									11.					
									12.					
									13.					
									14.					
									15.					
				10/8/2024	11/4/2024	1. WIC 4502	6	No violation identified	7	Parent alleged CSC intimidated her and behaved aggressively toward her.				
						2. IPP Development/Implementation	1	No violation identified	7	Parent alleged CSC refused to do respite tool and follow up on services.				
						3. Service Related	8	Complaint was out-of-scope of W&I §4731	9	Parent alleged NLACRC terminated service in retaliation.				
						4. IPP Development/Implementation	1	Training was provided to regional center and/or vendor staff	4	Although not alleged, during course of investigation it was determined a timely IPP meeting did not occur.				
						5.								
						6.								
						7.								
						8.								
						9.								
						10.								
						11.								
						12.								
						13.								
						14.								
						15.								
				10/9/2024	11/4/2024	1. Vendor Requirements	9	No violation identified	7	Parent alleged SDP FMS did not respond to communications in a timely manner.				
						2.								
						3.								
						4.								
						5.								
						6.								
						7.								
						8.								
						9.								
						10.								
						11.								
						12.								
						13.								
						14.								
						15.								
						1. Service Coordination	5	No violation identified	7	Conservator alleged NLACRC failed to respond to messages regarding requested support.				
						2.								
						3.								

				10/17/2024	11/15/2024	4.										
						5.										
						6.										
						7.										
						8.										
						9.										
						10.										
						11.										
						12.										
						13.										
						14.										
						15.										
										10/17/2024	11/15/2024	1. Vendor Requirements	9	No violation identified	7	Consumer alleged vendor gave incorrect information.
												2.				
												3.				
4.																
5.																
6.																
7.																
8.																
9.																
10.																
11.																
12.																
13.																
14.																
				10/18/2024	11/19/2024							1. Service Coordination	5	No violation identified	7	Parent alleged NLACRC did not respond to request for support to schedule assessment.
						2. Service Coordination	5	No violation identified	7	Parent alleged NLACRC did not provide case management services.						
						3. Service Coordination	5	Training was provided to regional center and/or vendor staff	4	Parent alleged NLACRC ignored request for new CSC.						
						4.										
						5.										
						6.										
						7.										
						8.										
						9.										
						10.										
						11.										
						12.										
						13.										



						14.					
						15.					
				10/21/2024	11/25/2024	1. Vendor Requirements	9	No violation identified	7	Consumer alleged vendor staff ignored her.	
						2. WIC 4502	6	No violation identified	7	Consumer alleged vendor staff physically blocked her from entering facility and pushed her.	
						3.					
						4.					
						5.					
						6.					
						7.					
						8.					
						9.					
						10.					
						11.					
						12.					
						13.					
						14.					
						15.					
				10/25/2024	11/25/2024	1. Service Related	8	Complaint was out-of-scope of W&I §4731	9	Advocate alleged NLACRC staff failed to provide requested service.	
						2. Service Coordination	5	No violation identified	7	Advocate alleged NLACRC failed to provide consumer's records.	
						3. IPP Development/Implementation	1	No violation identified	7	Advocate alleged NLACRC developed IPP Addendum without consumer, conservator or advocate's input.	
						4. Notice of Proposed Action	2	Training was provided to regional center and/or vendor staff	4	Although not alleged, during course of investigation it was determined NLACRC did not provide timely NOA.	
						5.					
						6.					
						7.					
						8.					
						9.					
						10.					
						11.					
						12.					
						13.					
						14.					
						15.					
				10/25/2024	11/25/2024	1. IPP Development/Implementation	1	No violation identified	7	Advocate alleged NLACRC developed IPP Addendum without consumer, conservator or advocate's input.	
						2.					
						3.					
						4.					
						5.					
						6.					
						7.					
						8.					

						9.				
						10.				
						11.				
						12.				
						13.				
						14.				
						15.				
				10/30/2024	11/15/2024	1. Service Coordination	5	No violation identified	7	Advocate alleged NLACRC did not provide service coordination.
						2.				
						3.				
						4.				
						5.				
						6.				
						7.				
						8.				
						9.				
						10.				
						11.				
						12.				
						13.				
						14.				
						15.				
				10/31/2024	12/3/2024	1. IPP Development/Implementation	1	No violation identified	7	Consumer alleged NLACRC will not meet with him in person.
						2. Service Coordination	5	No violation identified	7	Consumer alleged NLACRC requires communication via designated email/phone number and does not respond.
						3.				
						4.				
						5.				
						6.				
						7.				
						8.				
						9.				
						10.				
						11.				
						12.				
						13.				
						14.				
						15.				
						1. Service Coordination	5	No violation identified	7	Advocate alleged NLACRC failed to implement mediation agreement.
						2. IPP Development/Implementation	1	Training was provided to regional center and/or vendor staff	4	Although not alleged, during the course of investigation it was determined that NLACRC refused to participate in an IPP meeting at location of consumer's preference and declined to be recorded as allowed per statute.
						3.				

				11/5/2024	11/25/2024	4.					
						5.					
						6.					
						7.					
						8.					
						9.					
						10.					
						11.					
						12.					
						13.					
						14.					
						15.					
				11/25/2024	12/26/2024	1. Service Related	8	No violation identified	7	Parent alleged NLACRC reduced consumer's service hours without knowledge or consent of parent.	
						2. Notice of Proposed Action	2	No violation identified	7	Parent alleged NLACRC did not provide appropriate notice when reducing service.	
						3. Notice of Proposed Action	2	Training was provided to regional center and/or vendor staff	4	Although not alleged, during course of investigation it was determined that a good faith letter was not distributed in a timely manner.	
						4.					
						5.					
						6.					
						7.					
						8.					
						9.					
						10.					
						11.					
						12.					
						13.					
						14.					
						15.					
				11/27/2024	12/27/2024	1. IPP Development/Implementation	1	No violation identified	7	Conservator alleged NLACRC did not conduct IPP in timely manner.	
						2. Service Related	8	Complaint was out-of-scope of W&I §4731	9	Conservator alleged NLACRC did not provide consumer services for 2 years.	
						3. IPP Development/Implementation	1	No violation identified	7	Conservator alleged NLACRC lacks resources and is unable to provide services for consumer.	
						4. Service Coordination	5	No violation identified	7	Conservator alleged NLACRC did not communicate with parent.	
						5.					
						6.					
						7.					
						8.					
						9.					
						10.					
						11.					
						12.					
						13.					

						14.				
						15.				
				12/2/2024	12/31/2024	1. IPP Development/Implementation	1	No violation identified	7	Parent alleged NLACRC failed to reimburse for consumer's social recreational activities.
						2.				
						3.				
						4.				
						5.				
						6.				
						7.				
						8.				
						9.				
						10.				
						11.				
						12.				
						13.				
						14.				
						15.				
				11/6/2024	12/18/2024	1. Service Coordination	5	No violation identified	7	Parent alleged CSC intimidated her and behaved aggressively toward her.
						2. Service Coordination	5	No violation identified	7	Parent alleged NLACRC did not respond to service request.
						3. Notice of Proposed Action	2	Training was provided to regional center and/or vendor staff	4	Although not alleged, during course of investigation it was determined that NLACRC did not provide NOA in a timely manner.
						4. Regional Center 20-Working-Day Timeline	3	Training was provided to regional center and/or vendor staff	4	Although not alleged, during course of investigation it was determined that NLACRC did not respond to 4731 Complaint in a timely manner.
						5.				
						6.				
						7.				
						8.				
						9.				
						10.				
						11.				
						12.				
						13.				
						14.				
						15.				
				9/3/2024	10/1/2024	1. Vendor Requirements	9	No violation identified	7	Consumer alleged vendor did not provide her SSP checks.
						2.				
						3.				
						4.				
						5.				
						6.				
						7.				
						8.				

								9.				
								10.				
								11.				
								12.				
								13.				
								14.				
								15.				
								1.				
								2.				
								3.				
								4.				
								5.				
								6.				
								7.				
								8.				
								9.				
								10.				
								11.				
								12.				
								13.				
								14.				
								15.				
								1.				
								2.				
								3.				
								4.				
								5.				
								6.				
								7.				
								8.				
								9.				
								10.				
								11.				
								12.				
								13.				
								14.				
								15.				
								1.				
								2.				
								3.				

**North Los Angeles County Regional Center**  
**Fiscal Year 2022-2023**  
**Social Recreation, Camp & Non-Medical Therapies Services**

Service Code	Service Code Description	Number of Authorizations	Payments												Total
			July	August	September	October	November	December	January	February	March	April	May	June	
24	Purchase Reimbursement	1095	\$ 148,580	\$ 42,027	\$ 28,245	\$ 22,770	\$ 37,711	\$ 43,491	\$ 64,449	\$ 49,528	\$ 52,326	\$ 54,321	\$ 53,021	\$ 249,889	\$ 846,357
24	Purch Reimb - no billing	10	\$ -	\$ -	\$ -	\$ -	\$ -	\$ -	\$ -	\$ -	\$ -	\$ -	\$ -	\$ -	\$ -
850	Camping Services	57	\$ 6,348	\$ 1,375	\$ -	\$ 400	\$ 450	\$ 5,200	\$ 700	\$ 350	\$ 500	\$ 350	\$ 450	\$ 69,423	\$ 85,546
850	Camping Svs - no billing	10	\$ -	\$ -	\$ -	\$ -	\$ -	\$ -	\$ -	\$ -	\$ -	\$ -	\$ -	\$ -	\$ -
8	Sports Club	25	\$ -	\$ -	\$ 1,222	\$ 1,222	\$ 1,222	\$ 1,222	\$ 1,222	\$ 1,222	\$ 1,556	\$ 1,668	\$ 3,376	\$ 5,104	\$ 19,035
8	Sports Club - no billing	6	\$ -	\$ -	\$ -	\$ -	\$ -	\$ -	\$ -	\$ -	\$ -	\$ -	\$ -	\$ -	\$ -
693	Music Therapist	0	\$ -	\$ -	\$ -	\$ -	\$ -	\$ -	\$ -	\$ -	\$ -	\$ -	\$ -	\$ -	\$ -
693	Music Therapist - no billing	0	\$ -	\$ -	\$ -	\$ -	\$ -	\$ -	\$ -	\$ -	\$ -	\$ -	\$ -	\$ -	\$ -
63	Clinical based Music Lesson	2	\$ -	\$ -	\$ -	\$ -	\$ -	\$ 345	\$ 460	\$ 460	\$ 775	\$ 660	\$ 940	\$ 1,005	\$ 4,645
63	CB Music Lesson - no billing	0	\$ -	\$ -	\$ -	\$ -	\$ -	\$ -	\$ -	\$ -	\$ -	\$ -	\$ -	\$ -	\$ -
106	Specialized Recreation Therapy	0	\$ -	\$ -	\$ -	\$ -	\$ -	\$ -	\$ -	\$ -	\$ -	\$ -	\$ -	\$ -	\$ -
106	Specialized Recreation Therapy - no billing	0	\$ -	\$ -	\$ -	\$ -	\$ -	\$ -	\$ -	\$ -	\$ -	\$ -	\$ -	\$ -	\$ -
<b>Total Paid Auth's</b>		<b>1179</b>	<b>\$ 154,928</b>	<b>\$ 43,402</b>	<b>\$ 29,467</b>	<b>\$ 24,392</b>	<b>\$ 39,383</b>	<b>\$ 50,258</b>	<b>\$ 66,831</b>	<b>\$ 51,560</b>	<b>\$ 55,156</b>	<b>\$ 56,998</b>	<b>\$ 57,787</b>	<b>\$ 325,420</b>	<b>\$ 955,583</b>
<b>Total Auth's - No billing</b>		<b>26</b>	<b>\$ -</b>	<b>\$ -</b>	<b>\$ -</b>	<b>\$ -</b>	<b>\$ -</b>	<b>\$ -</b>	<b>\$ -</b>	<b>\$ -</b>	<b>\$ -</b>	<b>\$ -</b>	<b>\$ -</b>	<b>\$ -</b>	<b>\$ -</b>

**2nd Quarter Fiscal Year 2025 - Claims Paid as of November 25, 2024 (October 2024 State Claim)**

Note of explanation: **Rows without payment history can indicate that no proof of payment has been received or services are scheduled in a future month and no payment has been made.**

**North Los Angeles County Regional Center**  
**Fiscal Year 2023-2024**  
**Social Recreation, Camp & Non-Medical Therapies Services**

Service Code	Service Code Description	Number of Authorizations	Payments												Total
			July	August	September	October	November	December	January	February	March	April	May	June	
24	Purchase Reimbursement	1380	\$ 369,307	\$ 130,640	\$ 87,624	\$ 83,571	\$ 87,574	\$ 102,534	\$ 87,744	\$ 85,866	\$ 78,796	\$ 71,680	\$ 56,991	\$ 140,814	\$ 1,383,139
24	Purch Reimb - no billing	83	\$ -	\$ -	\$ -	\$ -	\$ -	\$ -	\$ -	\$ -	\$ -	\$ -	\$ -	\$ -	\$ -
850	Camping Services	118	\$ 50,780	\$ 32,621	\$ 497	\$ 691	\$ 565	\$ 6,827	\$ 5,593	\$ 517	\$ 1,541	\$ 1,743	\$ 244	\$ 79,400	\$ 181,018
850	Camping Sys - no billing	31	\$ -	\$ -	\$ -	\$ -	\$ -	\$ -	\$ -	\$ -	\$ -	\$ -	\$ -	\$ -	\$ -
8	Sports Club	251	\$ 6,636	\$ 8,663	\$ 12,593	\$ 16,382	\$ 15,799	\$ 16,511	\$ 21,023	\$ 22,878	\$ 25,305	\$ 33,244	\$ 44,437	\$ 62,720	\$ 286,190
8	Sports Club - no billing	43	\$ -	\$ -	\$ -	\$ -	\$ -	\$ -	\$ -	\$ -	\$ -	\$ -	\$ -	\$ -	\$ -
693	Music Therapist	1	\$ -	\$ -	\$ -	\$ -	\$ -	\$ -	\$ -	\$ 65	\$ 520	\$ 455	\$ 520	\$ 520	\$ 2,080
693	Music Therapist - no billing	2	\$ -	\$ -	\$ -	\$ -	\$ -	\$ -	\$ -	\$ -	\$ -	\$ -	\$ -	\$ -	\$ -
63	Clinical based Music Lesson	11	\$ 810	\$ 710	\$ 1,380	\$ 1,250	\$ 1,570	\$ 1,860	\$ 1,915	\$ 2,105	\$ 2,605	\$ 2,905	\$ 2,310	\$ 3,290	\$ 22,710
63	CB Music Lesson - no billing	5	\$ -	\$ -	\$ -	\$ -	\$ -	\$ -	\$ -	\$ -	\$ -	\$ -	\$ -	\$ -	\$ -
106	Specialized Recreation Therapy	14	\$ -	\$ -	\$ -	\$ -	\$ -	\$ -	\$ -	\$ -	\$ -	\$ 360	\$ 540	\$ 2,212	\$ 3,112
106	Specialized Recreation Therapy - no billing	1	\$ -	\$ -	\$ -	\$ -	\$ -	\$ -	\$ -	\$ -	\$ -	\$ -	\$ -	\$ -	\$ -
<b>Total Paid Auth's</b>		<b>1775</b>	<b>\$ 427,532</b>	<b>\$ 172,634</b>	<b>\$ 102,094</b>	<b>\$ 101,893</b>	<b>\$ 105,507</b>	<b>\$ 127,731</b>	<b>\$ 116,276</b>	<b>\$ 111,430</b>	<b>\$ 108,766</b>	<b>\$ 110,387</b>	<b>\$ 105,042</b>	<b>\$ 288,956</b>	<b>\$ 1,878,249</b>
<b>Total Auth's - No billing</b>		<b>165</b>	<b>\$ -</b>	<b>\$ -</b>	<b>\$ -</b>	<b>\$ -</b>	<b>\$ -</b>	<b>\$ -</b>	<b>\$ -</b>	<b>\$ -</b>	<b>\$ -</b>	<b>\$ -</b>	<b>\$ -</b>	<b>\$ -</b>	<b>\$ -</b>

**2nd Quarter Fiscal Year 2025 - Claims Paid as of November 25, 2024 (October 2024 State Claim)**

Note of explanation: **Rows without payment history can indicate that no proof of payment has been received or services are scheduled in a future month and no payment has been made.**

**North Los Angeles County Regional Center**  
**Fiscal Year 2024-2025**  
**Social Recreation, Camp & Non-Medical Therapies Services**

Service Code	Service Code Description	Number of Authorizations	Payments												Total
			July	August	September	October	November	December	January	February	March	April	May	June	
24	Purchase Reimbursement	218	\$ 119,649	\$ 40,338	\$ 17,632	\$ 13,552	\$ 5,747	\$ -	\$ -	\$ -	\$ -	\$ -	\$ -	\$ -	\$ 196,920
24	Purch Reimb - no billing	118	\$ -	\$ -	\$ -	\$ -	\$ -	\$ -	\$ -	\$ -	\$ -	\$ -	\$ -	\$ -	\$ -
850	Camping Services	48	\$ 42,050	\$ 16,900	\$ 665	\$ 761	\$ -	\$ -	\$ -	\$ -	\$ -	\$ -	\$ -	\$ -	\$ 60,376
850	Camping Svcs - no billing	40	\$ -	\$ -	\$ -	\$ -	\$ -	\$ -	\$ -	\$ -	\$ -	\$ -	\$ -	\$ -	\$ -
8	Sports Club	320	\$ 75,099	\$ 79,680	\$ 93,010	\$ 96,744	\$ -	\$ -	\$ -	\$ -	\$ -	\$ -	\$ -	\$ -	\$ 344,533
8	Sports Club - no billing	142	\$ -	\$ -	\$ -	\$ -	\$ -	\$ -	\$ -	\$ -	\$ -	\$ -	\$ -	\$ -	\$ -
693	Music Therapist	1	\$ 520	\$ 390	\$ 520	\$ 585	\$ -	\$ -	\$ -	\$ -	\$ -	\$ -	\$ -	\$ -	\$ 2,015
693	Music Therapist - no billing	14	\$ -	\$ -	\$ -	\$ -	\$ -	\$ -	\$ -	\$ -	\$ -	\$ -	\$ -	\$ -	\$ -
63	Clinical based Music Lesson	20	\$ 4,300	\$ 6,475	\$ 6,175	\$ 8,800	\$ -	\$ -	\$ -	\$ -	\$ -	\$ -	\$ -	\$ -	\$ 25,750
63	CB Music Lesson - no billing	10	\$ -	\$ -	\$ -	\$ -	\$ -	\$ -	\$ -	\$ -	\$ -	\$ -	\$ -	\$ -	\$ -
106	Specialized Recreation Therapy	62	\$ 3,581	\$ 7,509	\$ 10,905	\$ 14,542	\$ -	\$ -	\$ -	\$ -	\$ -	\$ -	\$ -	\$ -	\$ 36,537
106	Specialized Recreation Therapy - no billing	25	\$ -	\$ -	\$ -	\$ -	\$ -	\$ -	\$ -	\$ -	\$ -	\$ -	\$ -	\$ -	\$ -
<b>Total Paid Auth's</b>		<b>669</b>	<b>\$ 245,200</b>	<b>\$ 151,292</b>	<b>\$ 128,907</b>	<b>\$ 134,984</b>	<b>\$ 5,747</b>	<b>\$ -</b>	<b>\$ -</b>	<b>\$ -</b>	<b>\$ -</b>	<b>\$ -</b>	<b>\$ -</b>	<b>\$ -</b>	<b>\$ 666,131</b>
<b>Total Auth's - No billing</b>		<b>349</b>	<b>\$ -</b>	<b>\$ -</b>	<b>\$ -</b>	<b>\$ -</b>	<b>\$ -</b>	<b>\$ -</b>	<b>\$ -</b>	<b>\$ -</b>	<b>\$ -</b>	<b>\$ -</b>	<b>\$ -</b>	<b>\$ -</b>	<b>\$ -</b>

**2nd Quarter Fiscal Year 2025 - Claims Paid as of November 25, 2024 (October 2024 State Claim)**

Note of explanation: **Rows without payment history can indicate that no proof of payment has been received or services are scheduled in a future month and no payment has been made.**



**North Los Angeles County Regional Center**  
**Fiscal Year 2022-2023**  
**Social Recreation, Camp & Non-Medical Therapies Services**

Service Code	Service Code Description	Number of Authorizations	Payments												Total
			July	August	September	October	November	December	January	February	March	April	May	June	
24	Purchase Reimbursement	1100	\$ 148,730	\$ 42,127	\$ 28,345	\$ 23,020	\$ 37,861	\$ 43,541	\$ 64,549	\$ 49,628	\$ 52,476	\$ 54,771	\$ 53,221	\$ 251,746	\$ 850,014
24	Purch Reimb - no billing	10	\$ -	\$ -	\$ -	\$ -	\$ -	\$ -	\$ -	\$ -	\$ -	\$ -	\$ -	\$ -	\$ -
850	Camping Services	57	\$ 6,348	\$ 1,375	\$ -	\$ 400	\$ 450	\$ 5,200	\$ 700	\$ 350	\$ 500	\$ 350	\$ 450	\$ 69,423	\$ 85,546
850	Camping Svcs - no billing	10	\$ -	\$ -	\$ -	\$ -	\$ -	\$ -	\$ -	\$ -	\$ -	\$ -	\$ -	\$ -	\$ -
8	Sports Club	25	\$ -	\$ -	\$ 1,222	\$ 1,222	\$ 1,222	\$ 1,222	\$ 1,222	\$ 1,222	\$ 1,556	\$ 1,668	\$ 3,376	\$ 5,104	\$ 19,035
8	Sports Club - no billing	6	\$ -	\$ -	\$ -	\$ -	\$ -	\$ -	\$ -	\$ -	\$ -	\$ -	\$ -	\$ -	\$ -
693	Music Therapist	0	\$ -	\$ -	\$ -	\$ -	\$ -	\$ -	\$ -	\$ -	\$ -	\$ -	\$ -	\$ -	\$ -
693	Music Therapist - no billing	0	\$ -	\$ -	\$ -	\$ -	\$ -	\$ -	\$ -	\$ -	\$ -	\$ -	\$ -	\$ -	\$ -
63	Clinical based Music Lesson	2	\$ -	\$ -	\$ -	\$ -	\$ -	\$ 345	\$ 460	\$ 460	\$ 775	\$ 660	\$ 940	\$ 1,005	\$ 4,645
63	CB Music Lesson - no billing	0	\$ -	\$ -	\$ -	\$ -	\$ -	\$ -	\$ -	\$ -	\$ -	\$ -	\$ -	\$ -	\$ -
106	Specialized Recreation Therapy	0	\$ -	\$ -	\$ -	\$ -	\$ -	\$ -	\$ -	\$ -	\$ -	\$ -	\$ -	\$ -	\$ -
106	Specialized Recreation Therapy - no billing	0	\$ -	\$ -	\$ -	\$ -	\$ -	\$ -	\$ -	\$ -	\$ -	\$ -	\$ -	\$ -	\$ -
<b>Total Paid Auth's</b>		<b>1184</b>	<b>\$ 155,078</b>	<b>\$ 43,502</b>	<b>\$ 29,567</b>	<b>\$ 24,642</b>	<b>\$ 39,533</b>	<b>\$ 50,308</b>	<b>\$ 66,931</b>	<b>\$ 51,660</b>	<b>\$ 55,306</b>	<b>\$ 57,448</b>	<b>\$ 57,987</b>	<b>\$ 327,277</b>	<b>\$ 959,240</b>
<b>Total Auth's - No billing</b>		<b>26</b>	<b>\$ -</b>	<b>\$ -</b>	<b>\$ -</b>	<b>\$ -</b>	<b>\$ -</b>	<b>\$ -</b>	<b>\$ -</b>	<b>\$ -</b>	<b>\$ -</b>	<b>\$ -</b>	<b>\$ -</b>	<b>\$ -</b>	<b>\$ -</b>

**2nd Quarter Fiscal Year 2025 - Claims Paid as of December 23, 2024 (November 2024 State Claim)**

Note of explanation: **Rows without payment history can indicate that no proof of payment has been received or services are scheduled in a future month and no payment has been made.**

**North Los Angeles County Regional Center  
Fiscal Year 2023-2024  
Social Recreation, Camp & Non-Medical Therapies Services**

Service Code	Service Code Description	Number of Authorizations	Payments												Total
			July	August	September	October	November	December	January	February	March	April	May	June	
24	Purchase Reimbursement	1447	\$ 370,915	\$ 135,286	\$ 88,084	\$ 84,541	\$ 88,199	\$ 105,177	\$ 91,749	\$ 87,372	\$ 81,374	\$ 72,804	\$ 60,018	\$ 158,722	\$ 1,424,241
24	Purch Reimb - no billing	58	\$ -	\$ -	\$ -	\$ -	\$ -	\$ -	\$ -	\$ -	\$ -	\$ -	\$ -	\$ -	\$ -
850	Camping Services	120	\$ 50,780	\$ 32,621	\$ 497	\$ 691	\$ 565	\$ 6,827	\$ 5,593	\$ 517	\$ 1,541	\$ 1,743	\$ 244	\$ 82,071	\$ 183,689
850	Camping Sys - no billing	29	\$ -	\$ -	\$ -	\$ -	\$ -	\$ -	\$ -	\$ -	\$ -	\$ -	\$ -	\$ -	\$ -
8	Sports Club	253	\$ 6,636	\$ 8,663	\$ 12,593	\$ 16,382	\$ 15,799	\$ 16,511	\$ 21,023	\$ 23,511	\$ 25,305	\$ 33,244	\$ 44,437	\$ 62,720	\$ 286,823
8	Sports Club - no billing	41	\$ -	\$ -	\$ -	\$ -	\$ -	\$ -	\$ -	\$ -	\$ -	\$ -	\$ -	\$ -	\$ -
693	Music Therapist	1	\$ -	\$ -	\$ -	\$ -	\$ -	\$ -	\$ -	\$ 65	\$ 520	\$ 455	\$ 520	\$ 520	\$ 2,080
693	Music Therapist - no billing	2	\$ -	\$ -	\$ -	\$ -	\$ -	\$ -	\$ -	\$ -	\$ -	\$ -	\$ -	\$ -	\$ -
63	Clinical based Music Lesson	11	\$ 810	\$ 710	\$ 1,380	\$ 1,250	\$ 1,570	\$ 1,860	\$ 1,915	\$ 2,105	\$ 2,605	\$ 2,905	\$ 2,310	\$ 3,290	\$ 22,710
63	CB Music Lesson - no billing	6	\$ -	\$ -	\$ -	\$ -	\$ -	\$ -	\$ -	\$ -	\$ -	\$ -	\$ -	\$ -	\$ -
106	Specialized Recreation Therapy	15	\$ -	\$ -	\$ -	\$ -	\$ -	\$ -	\$ -	\$ -	\$ -	\$ 660	\$ 780	\$ 2,332	\$ 3,772
106	Specialized Recreation Therapy - no billing	1	\$ -	\$ -	\$ -	\$ -	\$ -	\$ -	\$ -	\$ -	\$ -	\$ -	\$ -	\$ -	\$ -
<b>Total Paid Auth's</b>		<b>1847</b>	<b>\$ 429,141</b>	<b>\$ 177,280</b>	<b>\$ 102,554</b>	<b>\$ 102,863</b>	<b>\$ 106,132</b>	<b>\$ 130,374</b>	<b>\$ 120,280</b>	<b>\$ 113,570</b>	<b>\$ 111,344</b>	<b>\$ 111,811</b>	<b>\$ 108,309</b>	<b>\$ 309,655</b>	<b>\$ 1,923,314</b>
<b>Total Auth's - No billing</b>		<b>137</b>	<b>\$ -</b>	<b>\$ -</b>	<b>\$ -</b>	<b>\$ -</b>	<b>\$ -</b>	<b>\$ -</b>	<b>\$ -</b>	<b>\$ -</b>	<b>\$ -</b>	<b>\$ -</b>	<b>\$ -</b>	<b>\$ -</b>	<b>\$ -</b>

**2nd Quarter Fiscal Year 2025 - Claims Paid as of December 23, 2024 (November 2024 State Claim)**

Note of explanation: **Rows without payment history can indicate that no proof of payment has been received or services are scheduled in a future month and no payment has been made.**

**North Los Angeles County Regional Center**  
**Fiscal Year 2024-2025**  
**Social Recreation, Camp & Non-Medical Therapies Services**

Service Code	Service Code Description	Number of Authorizations	Payments												Total
			July	August	September	October	November	December	January	February	March	April	May	June	
24	Purchase Reimbursement	275	\$ 153,811	\$ 49,633	\$ 25,043	\$ 24,023	\$ 17,038	\$ 5,604	\$ -	\$ -	\$ -	\$ -	\$ -	\$ -	\$ 275,153
24	Purch Reimb - no billing	129	\$ -	\$ -	\$ -	\$ -	\$ -	\$ -	\$ -	\$ -	\$ -	\$ -	\$ -	\$ -	\$ -
850	Camping Services	57	\$ 46,860	\$ 26,825	\$ 665	\$ 761	\$ -	\$ -	\$ -	\$ -	\$ -	\$ -	\$ -	\$ -	\$ 75,111
850	Camping Svcs - no billing	33	\$ -	\$ -	\$ -	\$ -	\$ -	\$ -	\$ -	\$ -	\$ -	\$ -	\$ -	\$ -	\$ -
8	Sports Club	353	\$ 78,424	\$ 83,090	\$ 93,320	\$ 101,319	\$ 91,468	\$ -	\$ -	\$ -	\$ -	\$ -	\$ -	\$ -	\$ 447,621
8	Sports Club - no billing	153	\$ -	\$ -	\$ -	\$ -	\$ -	\$ -	\$ -	\$ -	\$ -	\$ -	\$ -	\$ -	\$ -
693	Music Therapist	1	\$ 520	\$ 390	\$ 520	\$ 585	\$ 390	\$ -	\$ -	\$ -	\$ -	\$ -	\$ -	\$ -	\$ 2,405
693	Music Therapist - no billing	14	\$ -	\$ -	\$ -	\$ -	\$ -	\$ -	\$ -	\$ -	\$ -	\$ -	\$ -	\$ -	\$ -
63	Clinical based Music Lesson	23	\$ 4,300	\$ 6,475	\$ 6,175	\$ 9,760	\$ 8,050	\$ -	\$ -	\$ -	\$ -	\$ -	\$ -	\$ -	\$ 34,760
63	CB Music Lesson - no billing	12	\$ -	\$ -	\$ -	\$ -	\$ -	\$ -	\$ -	\$ -	\$ -	\$ -	\$ -	\$ -	\$ -
106	Specialized Recreation Therapy	69	\$ 4,735	\$ 9,078	\$ 11,415	\$ 14,696	\$ 12,872	\$ -	\$ -	\$ -	\$ -	\$ -	\$ -	\$ -	\$ 52,796
106	Specialized Recreation Therapy - no billing	28	\$ -	\$ -	\$ -	\$ -	\$ -	\$ -	\$ -	\$ -	\$ -	\$ -	\$ -	\$ -	\$ -
<b>Total Paid Auth's</b>		<b>778</b>	<b>\$ 288,650</b>	<b>\$ 175,491</b>	<b>\$ 137,138</b>	<b>\$ 151,144</b>	<b>\$ 129,817</b>	<b>\$ 5,604</b>	<b>\$ -</b>	<b>\$ -</b>	<b>\$ -</b>	<b>\$ -</b>	<b>\$ -</b>	<b>\$ -</b>	<b>\$ 887,845</b>
<b>Total Auth's - No billing</b>		<b>369</b>	<b>\$ -</b>	<b>\$ -</b>	<b>\$ -</b>	<b>\$ -</b>	<b>\$ -</b>	<b>\$ -</b>	<b>\$ -</b>	<b>\$ -</b>	<b>\$ -</b>	<b>\$ -</b>	<b>\$ -</b>	<b>\$ -</b>	<b>\$ -</b>

**2nd Quarter Fiscal Year 2025 - Claims Paid as of December 23, 2024 (November 2024 State Claim)**

Note of explanation: **Rows without payment history can indicate that no proof of payment has been received or services are scheduled in a future month and no payment has been made.**

**North Los Angeles County Regional Center**  
**Fiscal Year 2022-2023**  
**Social Recreation, Camp & Non-Medical Therapies Services**

Service Code	Service Code Description	Number of Authorizations	Payments												Total
			July	August	September	October	November	December	January	February	March	April	May	June	
24	Purchase Reimbursement	1108	\$ 148,730	\$ 42,127	\$ 29,036	\$ 23,020	\$ 37,861	\$ 43,541	\$ 64,549	\$ 49,628	\$ 52,847	\$ 54,771	\$ 53,221	\$ 254,365	\$ 853,695
24	Purch Reimb - no billing	9	\$ -	\$ -	\$ -	\$ -	\$ -	\$ -	\$ -	\$ -	\$ -	\$ -	\$ -	\$ -	\$ -
850	Camping Services	57	\$ 6,348	\$ 1,375	\$ -	\$ 400	\$ 450	\$ 5,200	\$ 700	\$ 350	\$ 500	\$ 350	\$ 450	\$ 69,423	\$ 85,546
850	Camping Svs - no billing	10	\$ -	\$ -	\$ -	\$ -	\$ -	\$ -	\$ -	\$ -	\$ -	\$ -	\$ -	\$ -	\$ -
8	Sports Club	25	\$ -	\$ -	\$ 1,222	\$ 1,222	\$ 1,222	\$ 1,222	\$ 1,222	\$ 1,222	\$ 1,556	\$ 1,668	\$ 3,376	\$ 5,104	\$ 19,035
8	Sports Club - no billing	6	\$ -	\$ -	\$ -	\$ -	\$ -	\$ -	\$ -	\$ -	\$ -	\$ -	\$ -	\$ -	\$ -
693	Music Therapist	0	\$ -	\$ -	\$ -	\$ -	\$ -	\$ -	\$ -	\$ -	\$ -	\$ -	\$ -	\$ -	\$ -
693	Music Therapist - no billing	0	\$ -	\$ -	\$ -	\$ -	\$ -	\$ -	\$ -	\$ -	\$ -	\$ -	\$ -	\$ -	\$ -
63	Clinical based Music Lesson	2	\$ -	\$ -	\$ -	\$ -	\$ -	\$ 345	\$ 460	\$ 460	\$ 775	\$ 660	\$ 940	\$ 1,005	\$ 4,645
63	CB Music Lesson - no billing	0	\$ -	\$ -	\$ -	\$ -	\$ -	\$ -	\$ -	\$ -	\$ -	\$ -	\$ -	\$ -	\$ -
106	Specialized Recreation Therapy	0	\$ -	\$ -	\$ -	\$ -	\$ -	\$ -	\$ -	\$ -	\$ -	\$ -	\$ -	\$ -	\$ -
106	Specialized Recreation Therapy - no billing	0	\$ -	\$ -	\$ -	\$ -	\$ -	\$ -	\$ -	\$ -	\$ -	\$ -	\$ -	\$ -	\$ -
<b>Total Paid Auth's</b>		<b>1192</b>	<b>\$ 155,078</b>	<b>\$ 43,502</b>	<b>\$ 30,258</b>	<b>\$ 24,642</b>	<b>\$ 39,533</b>	<b>\$ 50,308</b>	<b>\$ 66,931</b>	<b>\$ 51,660</b>	<b>\$ 55,677</b>	<b>\$ 57,448</b>	<b>\$ 57,987</b>	<b>\$ 329,896</b>	<b>\$ 962,921</b>
<b>Total Auth's - No billing</b>		<b>25</b>	<b>\$ -</b>	<b>\$ -</b>	<b>\$ -</b>	<b>\$ -</b>	<b>\$ -</b>	<b>\$ -</b>	<b>\$ -</b>	<b>\$ -</b>	<b>\$ -</b>	<b>\$ -</b>	<b>\$ -</b>	<b>\$ -</b>	<b>\$ -</b>

**2nd Quarter Fiscal Year 2025 - Claims Paid as of January 24, 2025 (December 2024 State Claim)**

Note of explanation: **Rows without payment history can indicate that no proof of payment has been received or services are scheduled in a future month and no payment has been made.**

**North Los Angeles County Regional Center**  
**Fiscal Year 2023-2024**  
**Social Recreation, Camp & Non-Medical Therapies Services**

Service Code	Service Code Description	Number of Authorizations	Payments												Total
			July	August	September	October	November	December	January	February	March	April	May	June	
24	Purchase Reimbursement	1515	\$ 375,204	\$ 138,174	\$ 89,999	\$ 101,455	\$ 88,562	\$ 109,290	\$ 92,749	\$ 89,058	\$ 92,912	\$ 76,018	\$ 63,435	\$ 172,426	\$ 1,489,280
24	Purch Reimb - no billing	67	\$ -	\$ -	\$ -	\$ -	\$ -	\$ -	\$ -	\$ -	\$ -	\$ -	\$ -	\$ -	\$ -
850	Camping Services	120	\$ 50,780	\$ 32,621	\$ 497	\$ 691	\$ 565	\$ 6,827	\$ 5,593	\$ 517	\$ 1,541	\$ 1,743	\$ 244	\$ 82,071	\$ 183,689
850	Camping Svs - no billing	30	\$ -	\$ -	\$ -	\$ -	\$ -	\$ -	\$ -	\$ -	\$ -	\$ -	\$ -	\$ -	\$ -
8	Sports Club	253	\$ 6,636	\$ 8,663	\$ 12,593	\$ 16,382	\$ 15,799	\$ 16,511	\$ 21,023	\$ 23,511	\$ 25,305	\$ 33,244	\$ 44,437	\$ 62,720	\$ 286,823
8	Sports Club - no billing	41	\$ -	\$ -	\$ -	\$ -	\$ -	\$ -	\$ -	\$ -	\$ -	\$ -	\$ -	\$ -	\$ -
693	Music Therapist	1	\$ -	\$ -	\$ -	\$ -	\$ -	\$ -	\$ -	\$ 65	\$ 520	\$ 455	\$ 520	\$ 520	\$ 2,080
693	Music Therapist - no billing	2	\$ -	\$ -	\$ -	\$ -	\$ -	\$ -	\$ -	\$ -	\$ -	\$ -	\$ -	\$ -	\$ -
63	Clinical based Music Lesson	11	\$ 810	\$ 710	\$ 1,380	\$ 1,250	\$ 1,570	\$ 1,860	\$ 1,915	\$ 2,105	\$ 2,605	\$ 2,905	\$ 2,310	\$ 3,290	\$ 22,710
63	CB Music Lesson - no billing	9	\$ -	\$ -	\$ -	\$ -	\$ -	\$ -	\$ -	\$ -	\$ -	\$ -	\$ -	\$ -	\$ -
106	Specialized Recreation Therapy	15	\$ -	\$ -	\$ -	\$ -	\$ -	\$ -	\$ -	\$ -	\$ -	\$ 660	\$ 780	\$ 2,332	\$ 3,772
106	Specialized Recreation Therapy - no billing	1	\$ -	\$ -	\$ -	\$ -	\$ -	\$ -	\$ -	\$ -	\$ -	\$ -	\$ -	\$ -	\$ -
	<b>Total Paid Auth's</b>	<b>1915</b>	<b>\$ 433,430</b>	<b>\$ 180,168</b>	<b>\$ 104,469</b>	<b>\$ 119,777</b>	<b>\$ 106,495</b>	<b>\$ 134,487</b>	<b>\$ 121,280</b>	<b>\$ 115,256</b>	<b>\$ 122,882</b>	<b>\$ 115,024</b>	<b>\$ 111,726</b>	<b>\$ 323,359</b>	<b>\$ 1,968,354</b>
	<b>Total Auth's - No billing</b>	<b>150</b>	<b>\$ -</b>	<b>\$ -</b>	<b>\$ -</b>	<b>\$ -</b>	<b>\$ -</b>	<b>\$ -</b>	<b>\$ -</b>	<b>\$ -</b>	<b>\$ -</b>	<b>\$ -</b>	<b>\$ -</b>	<b>\$ -</b>	<b>\$ -</b>

**2nd Quarter Fiscal Year 2025 - Claims Paid as of January 24, 2025 (December 2024 State Claim)**

Note of explanation: **Rows without payment history can indicate that no proof of payment has been received or services are scheduled in a future month and no payment has been made.**

**North Los Angeles County Regional Center**  
**Fiscal Year 2024-2025**  
**Social Recreation, Camp & Non-Medical Therapies Services**

Service Code	Service Code Description	Number of Authorizations	Payments												Total
			July	August	September	October	November	December	January	February	March	April	May	June	
24	Purchase Reimbursement	378	\$ 182,919	\$ 71,200	\$ 29,732	\$ 29,958	\$ 24,144	\$ 13,605	\$ 6,290	\$ 300	\$ -	\$ -	\$ -	\$ 7,601	\$ 365,749
24	Purch Reimb - no billing	125	\$ -	\$ -	\$ -	\$ -	\$ -	\$ -	\$ -	\$ -	\$ -	\$ -	\$ -	\$ -	\$ -
850	Camping Services	58	\$ 47,560	\$ 26,825	\$ 665	\$ 761	\$ -	\$ -	\$ -	\$ -	\$ -	\$ -	\$ -	\$ -	\$ 75,811
850	Camping Svs - no billing	36	\$ -	\$ -	\$ -	\$ -	\$ -	\$ -	\$ -	\$ -	\$ -	\$ -	\$ -	\$ -	\$ -
8	Sports Club	374	\$ 78,824	\$ 83,410	\$ 93,320	\$ 101,894	\$ 92,047	\$ 106,360	\$ -	\$ -	\$ -	\$ -	\$ -	\$ -	\$ 555,854
8	Sports Club - no billing	144	\$ -	\$ -	\$ -	\$ -	\$ -	\$ -	\$ -	\$ -	\$ -	\$ -	\$ -	\$ -	\$ -
693	Music Therapist	1	\$ 520	\$ 390	\$ 520	\$ 585	\$ 390	\$ 390	\$ -	\$ -	\$ -	\$ -	\$ -	\$ -	\$ 2,795
693	Music Therapist - no billing	14	\$ -	\$ -	\$ -	\$ -	\$ -	\$ -	\$ -	\$ -	\$ -	\$ -	\$ -	\$ -	\$ -
63	Clinical based Music Lesson	26	\$ 4,530	\$ 6,935	\$ 6,405	\$ 10,335	\$ 8,510	\$ 10,405	\$ -	\$ -	\$ -	\$ -	\$ -	\$ -	\$ 47,120
63	CB Music Lesson - no billing	13	\$ -	\$ -	\$ -	\$ -	\$ -	\$ -	\$ -	\$ -	\$ -	\$ -	\$ -	\$ -	\$ -
106	Specialized Recreation Therapy	76	\$ 4,735	\$ 9,078	\$ 11,415	\$ 14,696	\$ 12,872	\$ 16,976	\$ -	\$ -	\$ -	\$ -	\$ -	\$ -	\$ 69,772
106	Specialized Recreation Therapy - no billing	21	\$ -	\$ -	\$ -	\$ -	\$ -	\$ -	\$ -	\$ -	\$ -	\$ -	\$ -	\$ -	\$ -
<b>Total Paid Auth's</b>		<b>913</b>	<b>\$ 319,089</b>	<b>\$ 197,838</b>	<b>\$ 142,056</b>	<b>\$ 158,229</b>	<b>\$ 137,963</b>	<b>\$ 147,736</b>	<b>\$ 6,290</b>	<b>\$ 300</b>	<b>\$ -</b>	<b>\$ -</b>	<b>\$ -</b>	<b>\$ 7,601</b>	<b>\$ 1,117,102</b>
<b>Total Auth's - No billing</b>		<b>353</b>	<b>\$ -</b>	<b>\$ -</b>	<b>\$ -</b>	<b>\$ -</b>	<b>\$ -</b>	<b>\$ -</b>	<b>\$ -</b>	<b>\$ -</b>	<b>\$ -</b>	<b>\$ -</b>	<b>\$ -</b>	<b>\$ -</b>	<b>\$ -</b>

**2nd Quarter Fiscal Year 2025 - Claims Paid as of January 24, 2025 (December 2024 State Claim)**

Note of explanation: **Rows without payment history can indicate that no proof of payment has been received or services are scheduled in a future month and no payment has been made.**

**North Los Angeles County Regional Center**

**Intake Data by Location Report 2024**

**2nd Quarter (October -December)**

Month	Intake cases (total)	Over 120 days	% over 120 days
July	1163	58	4.99%
August	1279	128	10.01%
September	1288	138	10.71%

SFV/SCV total	Over 120	% Over
731	16	2.19%
791	37	4.68%
794	58	7.30%

AV total	Over 120	% Over
432	42	9.72%
426	91	21.36%
494	80	16.19%

Month	Intake cases (total)	Over 120 days	% over 120 days
October	1197	98	8.19%
November	1061	51	4.81%
December	1002	16	1.60%

SFV/SCV total	Over 120	% Over
736	37	5.03%
630	16	2.54%
569	3	0.53%

AV total	Over 120	% Over
473	61	12.90%
431	35	8.12%
433	13	3.00%

*NLACRC has been able to increase psychological assessment scheduling to meet the record demand. In Q2, NLA scheduled an average of 470 assessments/month. NLA has also been able to increase the number of psychologist performing assessments, with approximately 25 assessment/psychologists as of January 2025 . NLACRC expects to continue to develop more appointment capacity in 2025.*

**NORTH LOS ANGELES COUNTY REGIONAL CENTER  
(Committee) Report**

**Name: Santos Rodriguez**  
**Meeting: Disparity Committee**  
**Quarter: 2<sup>nd</sup> (October/November/December) 2024**

1.	<b>Public Input:</b>	<p><b>FFRC</b> announced their upcoming CSUN All Abilities Fair in October, as well as the start of their AV parent support group.</p> <p><b>DOR</b> provided strategies and recommendations to support individuals accessing services for the first time.</p> <p><b>Community Partnership Manager (Choice HC)</b> announced the onboarding of Russian and Armenian speaking caregiver staff for families unable to access respite due to language barriers.</p> <p>Committee members discussed awareness in preparation for 2028 Olympics in Los Angeles and how this may impact individuals and families accessing systems from the community and emergency preparedness.</p>
3.	<b>Points of Discussion:</b>	<p><b>Topic 1: Emergency Preparedness-</b> organization's ongoing workshops and webinars on emergency preparedness. Emergency Management Specialist provided updates on emergency planning for upcoming winter storms, planning around disruptions to community access due to 2028 Olympics, and gathering resources and training for public to develop emergency kits and safety planning.</p> <p><b>Topic 2: Competitive Employment Opportunities-</b> efforts to connect with businesses and schools, visit support groups to discuss employment resources and opportunities. Employment Support Specialist shared updates on collaboration with Chamber of Commerce, local business, and continued efforts with DOR.</p> <p><b>Topic 3: Healthcare Access-</b> discussion about improving healthcare access, particularly for families navigating the Medi-Cal waiver process and the challenges they face. Discussion revolved around supporting families and medical professionals, transition care, and accessing mental health support. Group discussed efforts being made with DMH organizations and invitations to participate in Committee.</p>
4.	<b>Reported out to Committee/Meeting:</b>	<p>Discussions revolved around committee members participating in sub-committee activities that focused on the areas being addressed: emergency preparedness, competitive employment opportunities, and healthcare access. Members discussed strategies that could support increasing awareness about developmental disabilities and advocating for underserved communities.</p> <p>The committee discussed efforts to obtain additional training for staff and families in emergency preparedness from fire departments and</p>



		<p>utility companies. Updates were provided on ongoing collaboration with community members, including high schools, colleges, and local business for awareness of employment supports. Committee discussed plans to incorporate an employment corner at upcoming Expos, as well as NLACRC continuing to develop videos and material as it relates to competitive employment, further increasing accessibility of resources online and in social media. On the topic of healthcare access, members shared efforts to expand collaboration with DHS and DMH, including ongoing collaboration with pediatricians, as well as developing a clearinghouse of community medical providers that have the capacity and training to work with underserved communities.</p> <p>Members were encouraged to continue providing strategies and resources in their respective communities and to share their feedback.</p>
--	--	---

FY 2024-25	Jul-24	Aug-24	Sep-24	Oct-24	Nov-24	Dec-24	Jan-25	Feb-25	Mar-25	Apr-25	May-25	Jun-25	Total Absences	Total Hours
Consumer Services Committee	Dark	Dark		Dark		Dark	Dark		Dark		Dark	Dark		
Nicholas Abrahms			P		P								0	3.25
Cathy Blin			P		P								0	3.25
Anna Hurst			P		P								0	3.25
Jennifer Koster			P		P								0	3.25
Laura Monge			P		P								0	3.25
Sharon Weinberg (VAC Rep)			P		P								0	3.25

Meeting Time

1.25

2.00

P = Present

Ab = Absent

Attendance Policy: In the event a Trustee shall be absent from three (3) consecutive regularly-scheduled Board meetings or from three (3) consecutive meetings of any one or more committees on which he or she may be serving, or shall be absent from five (5) regularly-scheduled Board meetings or from five (5) meetings of any one or more Committees on which he or she may be serving during any twelve (12) month period, then the Trustee shall, without any notice or further action required of the Board, be automatically deemed to have resigned from the Board effective immediately. The secretary of the Board shall mail notice of each Trustee's absences during the preceding twelve (12) month period to each Board member following each regularly-scheduled Board meeting. (policy adopted 2-10-99)

North Los Angeles County Regional Center

**Consumer Services Committee**

FY 2024-25 Action Log

Meeting Date	Subject	Action Text
09/18/2024	Approval of Minutes of July 17 <sup>th</sup> Meeting	<b>M/S/A</b> (Nicholas Abrahms/Jennifer Koster) Motion to approve the Minutes as presented.
	<b>Item III</b> Public Input	<b>Action Item:</b> <u>Board Support</u> to confirm and check the website link for future meetings to ensure proper access.
	<b>Item V.B</b> Committee Business	<b>M/S/A</b> (Vivian Seda/George Alvarado) Motion to approve the Committee Priorities for FY 2024-25
	<b>Item V.C</b> Committee Business	<b>M/S/A</b> (Vivian Seda/Cathy Blin) Motion to approve the Committee Critical Calendar with the addition of the Social Rec Report quarterly from the Administrative Affairs Committee.  <b>Action Item:</b> <u>Board Support</u> to update Administrative Affairs and Consumer Services critical calendars to move the social rec report from Administrative Affairs to Consumer Services.
	<b>Item VI.B</b> Committee Action Items	<b>Action Item:</b> <u>Committee Staff</u> to add the deferred SDLAC role discussion item to the next meeting agenda.
	<b>Item VII.D</b> Committee (Reports) Updates	<b>Action Item:</b> <u>Vini Montague</u> to gather information on employment initiatives and programs for the next meeting.

	<b>Item VII.G</b> Committee (Reports) Updates	<b>Action Item:</b> <u>Dana Lawrence</u> to redact complainant and vendor names from future 4731 reports used in public forums and meetings.  <u>Dana Lawrence</u> to review and potentially revise the process for presenting 4731 complaint data in committee meetings.
	<b>Item VII</b> Committee (Reports) Updates	<b>Action Item:</b> <u>Committee Staff</u> to add deferred reports, VII.E, VII.F and VII.I, to the next meeting agenda.
	<b>Item X.A</b> Committee Attendance	<b>Action Item:</b> <u>Board Support</u> to update the committee attendance list to include Sharon as the VAC representative.
<b>11/20/2024</b>	Approval of Minutes of September 18 <sup>th</sup> Meeting	<b>M/S/A</b> (George Alvarado/Laura Monge) Motion to approve the Minutes as presented.
	Approval of Agenda	<b>M/S/A</b> (George Alvarado/Laura Monge) Motion to approve the Agenda as presented.
	<b>Item</b>	<b>Action Item:</b> <u>Board Support</u> to add Venus Rodriguez-Khorasani to Vendor Advisory Committee meeting invite.
	<b>Item</b>	<b>Action Item:</b> <u>Board Support</u> to send Jennifer links for Administrative Affairs and Executive Committee meetings.
	<b>Item IV.B</b> Committee Business	<b>Action Item:</b> <u>Board Support</u> to send updated audit questions to legal for review after work group completes revisions.
	<b>Item V.B</b> Committee Action Items	<b>Action Item:</b> <u>Angela Pao-Johnson</u> and <u>Lori Walker</u> to connect about reviewing SDP policy versus operational issues.

	<b>Item V.C</b> Committee Action Items	<b><u>Action Item:</u></b> <u>Venus Rodriguez-Khorasani</u> to provide updated flyer with extended deadline for employment video casting call.
	<b>Item</b> Committee Action Items	<b><u>Action Item:</u></b> <u>Angela Pao-Johnson</u> to look into having FMS pay parents directly for pending social recreational/non-medical therapy reimbursements.
	<b>Item IX</b> Future Topic Suggestions	<b><u>Action Item:</u></b> <u>Committee members</u> to submit suggestions for future meeting topics to board support by January 7 <sup>th</sup>
	<b>Item IX</b> Future Topic Suggestions	<b><u>Action Item:</u></b> <u>Board Support</u> to compile and send topic suggestions to Rosie.
	<b>Item IX</b> Future Topic Suggestions	<b><u>Action Item:</u></b> <u>Rosie Sigala and Angela Pao-Johnson</u> to review suggested topics and determine feasibility for next meeting agenda.
<b>02/19/2025</b>	Approval of Minutes of November 20 <sup>th</sup> Meeting	<b>M/S/A (/)</b> Motion to approve the Minutes as presented.
	Approval of Agenda	<b>M/S/A (/)</b> Motion to approve the Agenda as presented.
<b>04/16/2025</b>	Approval of Minutes of February 19 <sup>th</sup> Meeting	<b>M/S/A (/)</b> Motion to approve the Minutes as presented.
	Approval of Agenda	<b>M/S/A (/)</b> Motion to approve the Agenda as presented.