

North Los Angeles County Regional Center

George Stevens, Director

15400 Sherman Way, Suite 170, Van Nuys, CA 91406-4211

Phone: (818) 778-1900 • Fax: (818) 756-6140

E-mail: director@nlacrc.org

www.nlacrc.org



Spring 2013

Performance Report for North Los Angeles County Regional Center

Every year, the Department of Developmental Services (DDS) contracts with regional centers in California to serve consumers and families. And, every year DDS looks at how well the regional centers are doing. This report will give you information about your regional center.

Last year, at North Los Angeles County Regional Center (NLACRC) we served about 18,500 consumers. The charts on page 2 tell you about the consumers we serve. You'll also see how well we are doing in meeting our goals and in fulfilling our contract with DDS.

At NLACRC, we want to improve every year, do better than the state average, and meet or exceed the DDS standard. As you can see in this report, we did well, exceeding the statewide average or improving over the prior year's baseline in all performance measures.

We hope this report helps you learn more about NLACRC. If you have any questions or comments, please contact us!

This report is a summary. To see the complete report, go to: www.nlacrc.org.

Or contact Sara Iwahashi in the Public Information and Training Department at (818) 756-6451.

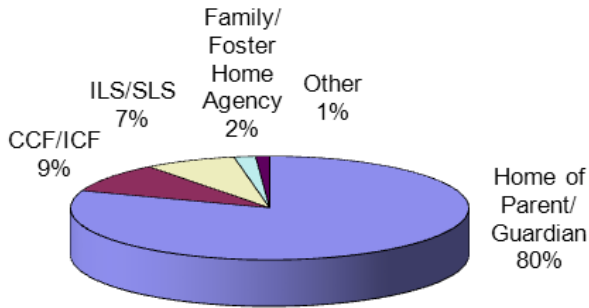
A handwritten signature in black ink, appearing to read "George Stevens", with a long, sweeping underline.

Executive Director, North Los Angeles County Regional Center

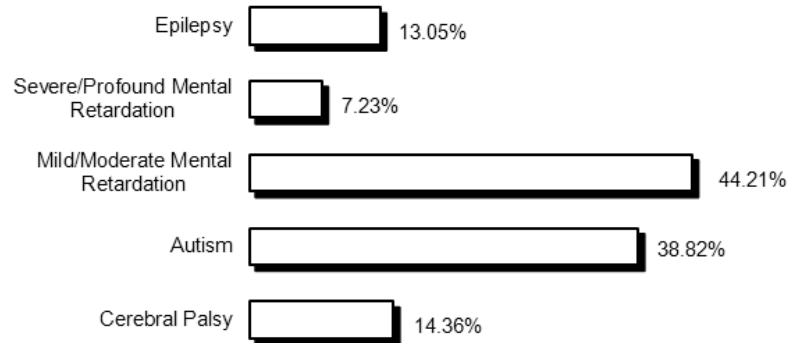
Who uses NLACRC?

These charts tell you about who NLACRC consumers are and where they live.

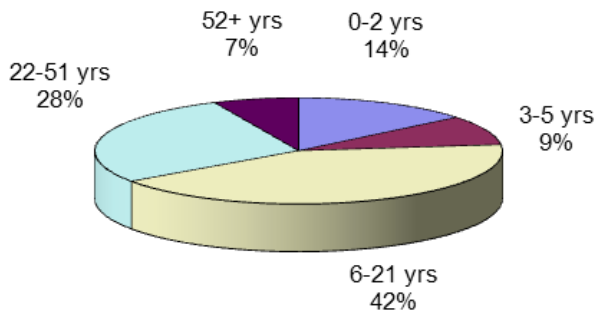
WHERE NLACRC CONSUMERS LIVE



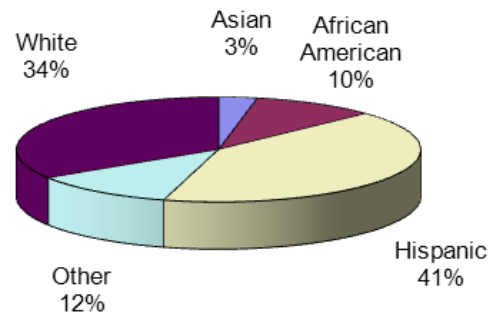
PRIMARY DIAGNOSIS OF NLACRC CONSUMERS



AGE OF NLACRC CONSUMERS



ETHNICITY OF NLACRC CONSUMERS



How well is NLACRC performing?

This chart tells you about 5 areas where DDS wants each regional center to keep improving.

The first column tells you how NLACRC was doing at the beginning of 2012. And, the second column shows how NLACRC was doing at the end of 2012.

To see how NLACRC compares to the other regional centers in the state, compare the numbers to the state averages (in the shaded columns).

Regional Center Goals (based on Lanterman Act)	December 2011		December 2012	
	State Average	NLACRC	State Average	NLACRC
Less consumers live in developmental centers	0.73%	0.64%	0.63%	0.52%
More children live with families	98.71%	99.00%	98.87%	99.18%
More adults live in home settings*	74.81%	76.89%	75.68%	77.75%
Less children live in large facilities (more than 6 people)	0.09%	0.02%	0.08%	0.05%
Less adults live in large facilities (more than 6 people)	3.50%	3.42%	3.31%	3.38%

* Home settings include: independent living, supported living, Adult Family Home Agency homes, and consumers' family homes.

Did NLACRC meet DDS standards?

Read below to see how well NLACRC did in meeting DDS compliance standards:

Areas Measured	Last Period	Current Period
Passes independent audit	Yes	Yes
Passes DDS audit	Yes	Yes
Audits vendors as required	Met	Met
Didn't overspend operations budget	Yes	Yes
Participates in the federal waiver	Yes	Yes
CDERs are updated as required (<i>CDER is the Client Development Evaluation Report with information about the consumer's diagnosis</i>)	96.98%	NA*
Intake/Assessment timelines for consumers age 3 or older met	100%	100%
IPP (Individual Program Plan) requirements met	99.34%	99.82%
IFSP (Individualized Family Service Plan) requirements met	97.09%	NA**

*Measure temporarily suspended due to implementation of new Early Start Report.

**Measure temporarily suspended pending revision to measurement methodology and availability of associated data.

What about other performance areas?

In the future, we will measure how well we are doing in other areas, including:

- Increasing the number of consumers who work,
- Getting better pay for consumers who work,
- Making sure consumers get medical and dental services, and
- Meeting Intake/Assessment and IFSP timelines for children 0–3.

Want more information?

To see the complete report, go to: www.nlacrc.org

Or contact Sara Iwahashi in the Public Information and Training Department at (818) 756-6451.